

SURAT KETERANGAN

Nomor: 218-UNUSA-LPPM/Adm-I/II/2024

Lembaga Penelitian dan Pengabdian Kepada Masyarakat (LPPM) Universitas Nahdlatul Ulama Surabaya menerangkan telah selesai melakukan pemeriksaan duplikasi dengan membandingkan artikel-artikel lain menggunakan perangkat lunak **Turnitin** pada tanggal 06 Februari 2024

Judul : Clinical Manifestations of COVID-19 Patients with Comorbid and Non-comorbid at Dr. Soetomo Hospital, Surabaya

Penulis : Erika Martining Wardani, Riezky Faisal Nugroho, Difran Nobel Bistara, Raden Khairiyatul Afiyah, Siti Nur Hasina, Yurike Septianingrum

No. Pemeriksaan : 2024.02.06.153

Dengan Hasil sebagai Berikut:

Tingkat Kesamaan diseluruh artikel (*Similarity Index*) yaitu 15%

Demikian surat keterangan ini dibuat untuk digunakan sebagaimana mestinya.

Surabaya, 6 Februari 2024

Ketua LPPM



UNUSA
LPPM

Achmad Syafiuddin, Ph.D

NPP: 20071300

LPPM Universitas Nahdlatul Ulama Surabaya

Website : lppm.unusa.ac.id

Email : lppm@unusa.ac.id

Hotline : 0838.5706.3867

2022 Apr_Clinical Manifestations of COVID-19 Patients with Comorbid and Non-comorbid at Dr. Soetomo Hospital, Surabaya

by Erika Wardani

Submission date: 02-Feb-2024 01:57PM (UTC+0700)

Submission ID: 2284394212







File name: Comorbid_and_Non-comorbid_at_Dr._Soetomo_Hospital,_Surabaya.pdf (448.38K)

Word count: 4170

Character count: 22262



Clinical Manifestations of COVID-19 Patients with Comorbid and Non-comorbid at Dr. Soetomo Hospital, Surabaya

Erika Martining Wardani¹ , Riezky Faisal Nugroho² , Difran Nobel Bistara¹ , Raden Khairiyatul Afiyah^{1,3} , Siti Nur Hasina¹ , Yurike Septianingrum¹ 

¹Departemen of Nursing, Faculty of Nursing and Midwifery, Universitas Nahdlatul Ulama Surabaya, East Java, Indonesia;

²Departemen of Nutrition, Politeknik Kesehatan Kemenkes Surabaya, Surabaya, East Java, Indonesia; ³Department of Public Health, Faculty of Public Health, Universitas Airlangga, Mulyorejo, Surabaya, East Java, Indonesia

28

Abstract

Edited by: Mirko Spiroski
Citation: Wardani EM, Nugroho RF, Bistara DN, Afiyah RK, Hasina SN, Septianingrum Y. Clinical Manifestations of COVID-19 Patients with Comorbid and Non-comorbid at Dr. Soetomo Hospital, Surabaya. *Open-Access Maced J Med Sci.* 2022 Apr 14; 10(G):330-334. https://doi.org/10.3889/oamjms.2022.7582
Keywords: Clinical manifestation; COVID-19; Comorbid; Length of treatment

***Correspondence:** Erika Martining Wardani, Department of Nursing, Faculty of Nursing and Midwifery, Universitas Nahdlatul Ulama Surabaya, East Java, Indonesia. E-mail: erika@unusa.ac.id

32
Received: 12-Oct-2021

Revised: 31-Mar-2022

Accepted: 04-Apr-2022

Copyright: © 2022 Erika Martining Wardani, Riezky Faisal Nugroho, Difran Nobel Bistara, Raden Khairiyatul Afiyah, Siti Nur Hasina, Yurike Septianingrum

Funding: This study received funding from the LPPM Universitas Nahdlatul Ulama Surabaya, Indonesia

Competing Interest: The authors have declared that no competing interest exists

Open Access: This is an open-access article distributed under the terms of the Creative Commons Attribution-NonCommercial 4.0 International License (CC BY-NC 4.0)

BACKGROUND: Coronavirus disease 2019 (COVID-19) has been declared a global health emergency. Reports of thousands of cases with morbidity and mortality continue to increase every day. The clinical course of patients with comorbidities influences the prognosis and progression of the COVID-19 disease. Hypertension is the most common comorbidity of COVID-19 patients with long hospitalizations.

AIM: This study aimed to determine the clinical differences between COVID-19 patients comorbid and non-comorbid.

METHODS: The study was conducted retrospectively through samples of medical records of inpatients for the period June 1, 2021–August 31, 2021. The samples were divided into comorbid and non-comorbid groups; each totaling 130 medical records. The sample of the comorbid group was selected by simple random; while the non-comorbid group with the matching process. Data were analyzed using t-test and Wilcoxon.

RESULTS: The most common comorbid is hypertension with clinical manifestations of cough, fever, headache, runny nose, painful swallowing, anosmia, shortness of breath, nausea, vomiting, and diarrhea. The average length of stay for patients with comorbidities was 21 days and without comorbidities 14 days. The test results showed that there were clinical differences between patients with comorbid and non-comorbid patients with $p = 0.0000$ ($p > 0.05$) and there was a difference in length of stay with $p = 0.001$ ($p > 0.05$).

CONCLUSION: The clinical difference between COVID-19 patients comorbid and non-comorbid lies in the symptoms of headache with a longer duration of treatment, which is 22 days. More intensive treatment and care is needed for COVID-19 patients with comorbid hypertension.

Introduction

12
Coronavirus disease 2019 (COVID-19) is a disease caused by the Severe Acute Respiratory Syndrome Coronavirus-2 (SARS-CoV-2) virus which is currently endemic and has become a global pandemic [1]. The COVID-19 outbreak has been declared a global health emergency due to reports of thousands of cases and evidence of human-to-human transmission [2]. The COVID-19 pandemic has placed an unprecedented burden on the health system [3]. The COVID pandemic has not only burdened intensive care units with an influx of critically ill patients, but has also challenged the capacity of the health system to respond to the needs of non-severe patients who require the necessary examinations and treatment [4].

The mortality and morbidity rate 36 COVID continues to increase every day [5]. Based 16 on data from the World Health Organization as of December 27, 2020, there were a total of 79,231,893

COVID-19 cases spread throughout the world with a total death of 1,754,574 people [6]. The COVID-19 Handling Task Force (2021) reported that as of January 3, 2021, data on the distribution of COVID-19 in Indonesia was 765,350 confirmed cases, 22,734 cases died, and 110,679 cases were active or under treatment. About 11.3% (86,361 cases) were confirmed in East Java Province and most of them came from Surabaya City (18,288 cases) [7]. The number of cases treated at Soetomo Hospital in Surabaya starting from March to July 2020 as many as 1432 cases. COVID-19 appears in varying degrees of severity [3]. Most cases of COVID-19 show mild symptoms and 50% of infected people are asymptomatic [8]. However, in about 20% of patients, the disease causes severe clinical consequences that require hospitalization and some cases require intensive care [9].

The patient's condition and the presence of comorbidities associated with the condition influence the prognosis and progression of COVID-19 disease [10]. That patients with advanced age,

diabetes mellitus, hypertension, low PaO₂/FiO₂ values, and delayed treatment are risk factors for a severe and fatal course of the disease [11]. Diseases such as hypertension, diabetes, respiratory system diseases, cardiovascular diseases, and susceptibility conditions can be associated with the pathogenesis of COVID-19 [12]. The current pandemic has also brought a new situation related to cardiovascular complications and comorbidities which mainly lead to hypertension and diabetes mellitus [13].

Preliminary clinical observations indicate that hypertension and diabetes mellitus are the main comorbidities in COVID-19 along with cardiovascular disease, chronic obstructive pulmonary disease (COPD), and malignancy [14]. Diabetic patients with COVID-19 infection have a higher risk of being admitted to the ICU during infection and a higher risk of death [15]. Hypertension is the most common cardiovascular comorbidity that appears to significantly increase the risk of death in COVID-19 patients [16]. Comorbidities of diabetes and hypertension are important risk factors for death with COVID-19 [14]. Chronic disease can result in infectious disorders, such as proinflammatory states and weakened innate immune responses [12]. The severe and fatal course of COVID-19 is associated with organ damage that primarily affects the heart, liver, and kidneys. Coagulation dysfunction can play an important role in organ damage [10]. Based on the above background, the researcher is interested in conducting a study with the title "Clinical Manifestations of COVID-19 Patients with Comorbid and Non-comorbid at Dr. Soetomo Hospital, Surabaya."

Methods

This study is an analytical study using a retrospective cohort design regarding the clinical relationship between COVID-19 patients with comorbid and without comorbid at Dr. Soetomo Hospital, Surabaya. This research has received ethical approval from the Ethics Committee of Dr. Soetomo Hospital. The sample in this study was obtained from medical records of inpatients at Dr Soetomo Hospital, Surabaya for the period June 1, 2021–August 31, 2021. The samples were divided into two groups, namely, groups with and without comorbid, where each sample consisted of 130 medical records. The sample of the comorbid group was selected using a simple random technique; while the non-comorbid group was selected by a matching process. The instrument or tool used in this research is a check list sheet which refers to the research concept framework. The data that have been obtained are then analyzed using t-test and Wilcoxon.

Results

Demographic data

Based on Table 1, it shows that the majority of COVID-19 patients with comorbidities are male (70.8%) with an age of more than 40 years (87.7%) with jobs other than health workers (66.2%) while demographic data for patients most of the COVID-19 non-comorbid are male (72.3%), with ages more than 40 years (69.2%) with the majority working as health workers (73.8%).

Table 1: Demographic data of COVID-19 patients with and without comorbidities

No	Variable	Patients		n (%)
		Comorbidities	Non comorbidities	
1.	Gender			
	Man	46 (70.8)	47 (72.3)	93 (71.5)
	Women	19 (29.2)	18 (27.7)	37 (28.5)
2.	Age (years)			
	< 12	2 (3.1)	5 (7.7)	7 (5.3)
	12 – 29	5 (7.7)	15 (23.1)	20 (15.4)
	30 – 40	1 (1.5)	0 (0)	1 (0.8)
	> 40	57 (87.7)	45 (69.2)	102 (78.5)
3.	Occupation			
	Health workers	22 (33.8)	48 (73.8)	70 (53.8)
	Others	43 (66.2)	17 (26.2)	60 (46.2)

Clinical manifestation

Based on Table 2, it can be seen the clinical course of COVID-19 patients with comorbidities with clinical headache, cough, fever, cough, fever, headache, flu like symptoms, swallowing pain, anosmia, shortness of breath, nausea, vomiting, and diarrhea. Clinical patients with non-comorbid include cough, fever, cough, fever, headache, flu like symptoms, swallowing pain, anosmia, shortness of breath, nausea, vomiting, and diarrhea. Based on the statistical analysis of the Wilcoxon test, it was obtained that the p = 0.000 was smaller than 0.05, which means that there is a significant difference between the clinical course of COVID-19 patients comorbid and non-comorbid.

Table 2: Clinical manifestation coronavirus disease 2019 patients comorbidities and non-comorbidities

Number	Clinical manifestation	Patients		Total, n (%)	p-value
		Comorbidities, n (%)	Non-comorbidities, n (%)		
1	Cough	30 (13.3)	28 (13.8)	58 (13.5)	0.000
2	Fever	30 (13.3)	22 (10.8)	52 (12.1)	
3	Headache	65 (100)	0	65 (100)	
4	Flu-like symptoms	19 (8.4)	23 (11.3)	42 (9.8)	
5	Swallowing pain	15 (6.6)	19 (9.4)	34 (7.9)	
6	Anosmia	14 (6.2)	7 (3.4)	21 (4.9)	
7	Shortness of breath	18 (8.0)	2 (1.0)	20 (4.7)	
8	Nausea	8 (3.5)	11 (5.4)	19 (4.4)	
9	Vomiting	16 (7.1)	2 (1.0)	18 (4.2)	
10	Diarrhea	4 (1.8)	8 (3.9)	12 (2.8)	
11	Swab PCR	29 (27.4)	29 (30.6)	58 (13.5)	

PCR: Polymerase chain reaction.

Length of treatment

Based on the Table 3, it can be seen that the proportion of COVID-19 patients comorbidities was greater at 14–21 days of the treatment (92.3%) when compared to the length of the treatment of <7 days

Table 3: Cross tabulation of patient status with the length of the treatment for coronavirus disease 2019 patients

Length of treatment (days)	Patients		Total n (%)	Mean	SD	T	p-value
	Comorbidities, n (%)	Non-comorbidities, n (%)					
<7	3 (4.6)	11 (16.9)	14 (10.8)	1.88	2.46	3.33	0.001
7-14	2 (3.1)	54 (83.1)	56 (43.0)	2.97	3.48		
14-21	60 (92.3)	0	60 (46.2)				
Total	65 (100)	65 (100)	130 (100)				

SD: Standard deviation.

(4.6%). The proportion of patients non-comorbid was greater in the length of the treatment of between 7 and 14 days (83.1%) when compared to the length of the treatment of <7 days (16.9%). Based on the statistical analysis of the Wilcoxon test, the $p = 0.001$ was smaller than 0.05, which means that there is a significant difference between the length of the treatment for COVID-19 comorbid and non-comorbid.

Discussion

Demographic data of COVID-19 patients

Based on the results of the study, the majority of COVID-19 patients with comorbidities are male (70.8%) with an age of more than 40 years (87.7%) with jobs other than health workers (66.2%) while demographic data for patients most of the COVID-19 non-comorbid are male (72.3%), with ages more than 40 years (69.2%) with the majority working as health workers (73.8%).

This is in line with several studies of clinical characteristics of COVID-19 patients in Wuhan, Kuwait, and Jakarta where the majority of patients are men with an age range of 50–59 years. A total of 4 patients (8.3%) in this study worked as health workers, there was no mortality in patients who worked as health workers. A previous study in Wuhan noted that 40 people (29%) were exposed to COVID-19 and worked as health workers [17].

Men are more easily infected with coronavirus with a higher severity of male patients, this could be due to hormonal and immunological forms, as well as enzymes as viral receptors that are more commonly found in the male body. The enzyme in question is called angiotensin-converting enzyme 2 (ACE2) which is found in various people such as the heart, kidneys, lungs, and other organs and has been linked to the coronavirus, while in women, the ACE2 type of virus receptors tends to be fewer. The high level of ACE2 is thought to play an important role in the development of lung disorders related to COVID-19. Apart from internal enzyme problems, behavioral problems are also the cause of the number of men infected with COVID-19. As is known, maintaining a clean and healthy lifestyle (PHBS) is an important action that must be taken by everyone in an effort to prevent the transmission of

COVID-19, whose cases are still occurring throughout the world, including Indonesia. Women are much more compliant (health protocols and PHBS) than men.

With age, the body will experience various declines due to the aging process, ranging from decreased production of hair color pigments, hormone production, skin elasticity, muscle mass, bone density, tooth strength, and to the function of body organs. The immune system as a protector of the body does not work as strong as when it was young. This is the reason why the elderly (elderly) are susceptible to various diseases, including COVID-19 caused by the coronavirus. In addition, not a few elderly people have chronic diseases, such as heart disease, diabetes, asthma, or cancer. This can increase the risk or danger of coronavirus infection. Complications arising from COVID-19 will also be more severe if the patient already has these diseases.

The increasing number of patients and victims who died due to coronavirus infection in Indonesia continues to be a public concern. Not only the general public at risk of infection, medical personnel can also be exposed to the coronavirus. The lack of medical personnel is also a concern. In fact, not a few medical workers are actually exhausted and eventually become infected due to taking care of patients infected with the coronavirus.

Clinical manifestation COVID-19 patients

The results of the study obtained that the clinical results of patients with and without comorbid clinical symptoms were almost entirely the same, namely, cough, fever, headache, runny nose, painful swallowing, anosmia, shortness of breath, nausea, vomiting, and diarrhea, only in patients with comorbid hypertension almost all of them complained of headache.

This is in line with Grace's research (2020) which says that patients with COVID-19 have a fever with a temperature higher than 38°C. Patients also experience cough, fatigue, and muscle aches and patients with poor immunity will continue to have symptoms of shortness of breath [18]. A small number of patients also develop expectoration (28%), headache (8%), hemoptysis (5%), and diarrhea (3%), with elderly cases and those with comorbid disease and ARDS having a worse prognosis when infected with this virus. Common clinical symptoms that occur in COVID-19 patients include fever, dry cough, dyspnea, fatigue, muscle aches, and headaches [19]. Based on research conducted by Huang *et al.* (2020), the most common clinical symptoms in COVID-19 patients are fever (98%), cough (76%), and myalgia or weakness (44%). Other symptoms found in patients, but not so frequently found, were sputum production (28%), headache in 8%, coughing up blood in 5%, and diarrhea in 3% and 55% of the patients studied had dyspnea.

COVID-19 can affect anyone regardless of age or gender. COVID-19 is known to be more at risk

of attacking people with certain medical conditions. In this group, COVID-19 also tends to cause more severe complications and symptoms. COVID-19 easily attacks people with weak immune systems. The immune system of hypertensive patients is impaired due to high blood pressure. The problem of chronic hypertension, especially among the elderly, will weaken the immune system so that it is unable to deal with viral infections; therefore, people with high blood pressure are susceptible to being infected with the coronavirus that causes COVID-19.

Length of the treatment

The length of the treatment for COVID-19 patients with comorbidities was greater at 14–21 days of the treatment (92.3%) when compared to the length of the treatment of <7 days (4.6%). The proportion of patients non-comorbid was greater in the length of the treatment of between 7 and 14 days (83.1%) when compared to the length of the treatment of <7 days (16.9%).

According to the previous research, the incubation period for COVID-19 is between 3 and 14 days. Characterized by leukocyte and lymphocyte levels that are still normal or slightly decreased, the patient has not felt symptoms. Subsequently, the virus begins to spread through the bloodstream, mainly to ACE2-expressing organs and the patient begins to experience mild symptoms. Four to 7 days from the onset of symptoms, the patient's condition begins to deteriorate, characterized by the onset of dyspnea, decreased lymphocytes, and worsening of lung lesions. If this phase is not resolved, Acute Respiratory Distress Syndrome (ARSD), sepsis, and other complications can occur. Clinical severity is related to age (over 70 years), comorbidities such as diabetes, COPD, hypertension, and obesity [20], [21], [22], [23].

The incubation period for a person infected with the SARS-CoV-2 virus that causes COVID-19 is 14 days. During that time, the patient will start to feel sick around the 4th day after being infected with the coronavirus. Symptoms of pain felt by patients infected with the coronavirus, each person is different from mild, moderate, and very severe. All of these symptoms also affect the immune system and risk factors for comorbid diseases or comorbidities that the patient had before contracting the coronavirus, SARS-CoV-2. COVID-19 patients with severe comorbid conditions are immediately admitted to the negative pressure ICU, while patients with moderate and mild conditions will be treated in the regular ward. Patients with uncontrolled comorbidities will be treated with special monitoring on the 5th–6th days of the treatment because unpredictable conditions can occur, namely, more severe conditions. The patient was declared cured after two swab tests were performed and the results were negative. The length of the treatment from admission to being declared cured took 2 weeks for patients without

comorbid, and 3 weeks for patients with comorbid. The length of time that the patient is treated and recovered varies depending on the condition of each patient.

Conclusion

Clinically, patients comorbidities and non-comorbidities have almost the same clinical symptoms, namely, cough, fever, headache, runny nose, painful swallowing, anosmia, shortness of breath, nausea, vomiting, and diarrhea, except that patients with comorbid hypertension complain of headaches. The length of the treatment for COVID-19 patients with comorbidities is 14–21 days, while for non-comorbid patients, the length of the treatment is <7–14 days.

Acknowledgment

The authors thanked all participants for the time and effort devoted to this study and the staff of Dr. Soetomo hospitals in Surabaya for their help during the data collection process.

33

Authors' Contribution

All authors contributed equally to the study conceptualization, methodology, article search, data analysis, writing, and editing of the manuscript. All authors approved the final version of the article.

Data Availability Statement

The datasets generated during and/or analyzed during the present study are available from the corresponding author on reasonable request.

References

1. Ali AS, Baloch M, Ahmed N, Arshad Ali A, Iqbal A. The outbreak of coronavirus disease 2019 (COVID-19-an emerging global health threat. *J Infect Public Health*. 2020;13(4):644-6. <https://doi.org/10.1016/j.jiph.2020.02.033> PMID:32199792

2. Hong Y, Wu X, Qu J, Gao Y, Chen H, Zhang Z. **17** Clinical characteristics of coronavirus disease 2019 and development of a prediction model for prolonged hospital length of stay. *Ann Transl Med.* 2020;8(7):443-3. <https://doi.org/10.21037/atm.2020.03.147>
PMid:32395487
3. Rees EM, **13** Lightdale ES, Jafari Y, Waterlow NR, Clifford S, Carl CA, *et al.* COVID-19 length of hospital stay: A systematic review and data synthesis. *BMC Med.* 2020;18(1):270. <https://doi.org/10.1186/s12916-020-01726-3>
PMid:32878619
4. Wu S, Xue L, Legido-Quigley H, Khan M, Wu H, Peng X, *et al.* Understanding factors influencing the length of hospital stay among non-severe COVID-19 patients: A retrospective cohort study in a Fangcang shelter hospital. *PLoS One.* 2020;15:1-14. <https://doi.org/10.1371/journal.pone.0240959>
PMid:33085709
5. Hamid H, Abid Z, Amir A, Rehman TU, Akram W, Mehboob T. Current burden on healthcare systems in low-and middle-income countries: Recommendations for emergency care of COVID-19. *Drugs Ther Perspect.* 2020;36(10):466-8. <https://doi.org/10.1007/s40267-020-00766-2>
PMid:32837195
6. World Health Organization. COVID-19 Weekly Epidemiological Update, 27 December 2020. Geneva: World Health Organization; 2020a.
7. Pemerintah Kota Surabaya. Surabaya Tanggap COVID-19: 2020. Available from: <https://www.lawancovid-19.surabaya.go.id/visualisasi/graph> [Last accessed on 2020 Jul].
8. Mizumoto K, Kagaya K, Zarebski A, Chowell G. Estimating the asymptomatic proportion of coronavirus disease 2019 (COVID-19) cases on board the Diamond Princess cruise ship, Yokohama, Japan, 2020. *Eurosurveillance.* 2020;25(10):2000180. <https://doi.org/10.2807/1560-7917.ES.2020.25.10.2000180>
PMid:32183930
9. Wu Z, McGoogan JM. Characteristics of and important lessons from the coronavirus disease 2019 (COVID-19) outbreak in China: Summary of a report of 72 314 cases from the Chinese center for disease control and prevention. *JAMA.* 2020;323(13):1239. <https://doi.org/10.1001/jama.2020.2648>
PMid:32091533
10. Wolff D, Nee S, Hickey NS, Marschollek M. Risk factors for Covid-19 severity and fatality: A structured literature review. *Infection.* 2021;49(1):15-28. <https://doi.org/10.1007/s15010-020-01509-1>
PMid:32860214
11. Han J, Shi LX, Xie Y, Zhang YJ, Huang SP, Li JG, *et al.* Analysis of factors affecting the prognosis of COVID-19 patients and viral shedding duration. *Epidemiol Infect.* 2020;148:e125. <https://doi.org/10.1017/S0950268820001399>
PMid:32580792
12. Yang J, Zheng Y, Gou X, Pu K, Chen Z. **25** Prevalence of comorbidities and its effects in patients infected with SARS-CoV-2: A systematic review and meta-analysis. *Int J Infect Dis.* 2020;94:91-5. <https://doi.org/10.1016/j.ijid.2020.03.017>
PMid:32173574
13. Tascioglu D, Yalta K, Yetkin E. Hypertension and diabetes mellitus in patients with COVID 19: A viewpoint on mortality. *Cardiovasc Endocrinol Metab.* 2020;9(3):108-9. <https://doi.org/10.1097/XCE.0000000000000213>
PMid:32803144
14. Huang C, Wang Y, Li X, Ren L, Zhao J, Hu Y, *et al.* Clinical features of patients infected with 2019 novel coronavirus in Wuhan, China. *Lancet.* 2020;395(10223):77-506.
15. Roncon L, Zuin M, Rigatelli G, Zuliani G. Diabetic patients with COVID-19 infection are at higher risk of ICU admission and poor short-term outcome. *J Clin Virol.* 2020;127:104354. <https://doi.org/10.1016/j.jcv.2020.104354>
16. Zuin M, Rigatelli G, Zuliani G, Rigatelli A, Mazza A, Roncon L. Arterial hypertension and risk of death in patients with COVID-19 infection: Systematic review and meta-analysis. *J Infect.* 2020;81(1):e84-6. <https://doi.org/10.1016/j.jinf.2020.03.059>
17. Wang D, Hu B, Hu C, Zhu F, Liu X, Zhang J, *et al.* Clinical characteristics of 138 hospitalized patients with 2019 novel coronavirus-infected pneumonia in Wuhan, China. *JAMA.* 2020;323(11):1061-9. <https://doi.org/10.1001/jama.2020.1585>
PMid:32031570
18. Grace C. Manifestasi klinis dan perjalanan penyakit pada pasien covid-19. *Med J Lampung Univ.* 2020;9(1):49-55.
19. Lapostolle F, Schneider E, Vianu I, Dollet G, Roche B, Berdah J, *et al.* Clinical features of 1487 COVID-19 patients with outpatient management in the greater paris: The COVID-call study. *Intern Emerg Med.* 2020;15(5):813-7. <https://doi.org/10.1007/s11739-020-02379-z>
PMid:32474850
20. Di Gennaro F, Pizzol D, Marotta C, Antunes M, Racalbutto V, Veronese N, *et al.* Coronavirus diseases (COVID-19) current status and future perspectives: A narrative review. *Int J Environ Res Public Health.* 2020;17(2690), 1–11. <https://doi.org/10.3390/ijerph17082690>
PMid:32295188
21. Jiang F, Deng L, Zhang L, Cai Y, Cheung CW, Xia Z. Review of the clinical characteristics of coronavirus disease 2019 (COVID-19). *J Gen Intern Med.* 2020;35(5):1545-9. <https://doi.org/10.1007/s11606-020-05762-w>
PMid:32133578
22. Susilawati S, Falefi R, Purwoko A. Impact of COVID-19's pandemic on the economy of Indonesia. *Budapest Int Res Crit Inst.* 2020;3(2):1147-56. <https://doi.org/10.33258/birci.v3i2.954>
23. Thi PQ, Toan DT, Dinh TS, Van Hoang TH, Luu NM, Hung LX, *et al.* Factors associated with the duration of hospitalization among COVID-19 patients in Vietnam: A survival analysis. *Epidemiol Infect.* 2020;148:e114. <https://doi.org/10.1017/S0950268820001259>
PMid:32517822

2022 Apr_Clinical Manifestations of COVID-19 Patients with Comorbid and Non-comorbid at Dr. Soetomo Hospital, Surabaya

ORIGINALITY REPORT

15%

SIMILARITY INDEX

6%

INTERNET SOURCES

7%

PUBLICATIONS

9%

STUDENT PAPERS

PRIMARY SOURCES

- 1 Yaniv Efrati, Daniel C. Kolubinski, Claudia Marino, Marcantonio M. Spada. "Early Maladaptive Schemas are Associated with Adolescents' Substance and Behavioral Addictions", Journal of Rational-Emotive & Cognitive-Behavior Therapy, 2022
Publication 1%
- 2 Ana Tince Wati Sihombing, Yulistiana Evayanti, Yuli Yantina, Ana Mariza. "Factors Related To Quality Of Life Of Post Menopausee", Jurnal Kebidanan Malahayati, 2022
Publication 1%
- 3 Submitted to Arkansas Tech University
Student Paper 1%
- 4 Submitted to CSU, Long Beach
Student Paper 1%
- 5 www.oakridger.com
Internet Source 1%

6	Submitted to Illinois Eastern Community College-System Office Student Paper	1 %
7	Submitted to The Chartered Insurance Institute Student Paper	1 %
8	Submitted to University of Lincoln Student Paper	1 %
9	Submitted to University of Sussex Student Paper	1 %
10	Zulqurnain Sabir, Adi Asmara, Sanaullah Dehraj, Muhammad Asif Zahoor Raja et al. "A mathematical model of coronavirus transmission by using the heuristic computing neural networks", Engineering Analysis with Boundary Elements, 2023 Publication	1 %
11	Ana Luiza Cabrera Martimbianco, Rafael Leite Pacheco, Ângela Maria Bagattini, Rachel Riera. "Frequency, signs and symptoms, and criteria adopted for long COVID: a systematic review", International Journal of Clinical Practice, 2021 Publication	<1 %
12	Submitted to University of Technology, Sydney Student Paper	<1 %

13	Submitted to University of Louisiana, Lafayette Student Paper	<1 %
14	actaorthop.org Internet Source	<1 %
15	Submitted to Georgia State University Student Paper	<1 %
16	Tsikata Apenyo, Antonio Elias Vera-Urbina, Khansa Ahmad, Tracey H. Taveira, Wen-Chih Wu. "Association between median household income, state Medicaid expansion status, and COVID-19 outcomes across US counties", PLOS ONE, 2022 Publication	<1 %
17	Submitted to Al Quds University Student Paper	<1 %
18	Submitted to Universitas Andalas Student Paper	<1 %
19	Submitted to University of Pittsburgh Student Paper	<1 %
20	Mohamad Handri Tuloli, Syaiful Anam, Nur Shofianah. "Predicting the number of Covid-19 cases in Surabaya using hybrid extreme machine learning with particle swarm optimization", AIP Publishing, 2022 Publication	<1 %

21	pubmed.ncbi.nlm.nih.gov Internet Source	<1 %
22	Submitted to Georgia Southern University Student Paper	<1 %
23	Submitted to Universitas Islam Lamongan Student Paper	<1 %
24	Hugo C. Gomez-Tone, Jorge Martin-Gutierrez, Betty K. Valencia-Anci. "Augmented and immersive virtual reality to train spatial skills in STEAM university students", Elsevier BV, 2023 Publication	<1 %
25	Submitted to Zhejiang University Center of Modern Educational Technology Student Paper	<1 %
26	Submitted to Heriot-Watt University Student Paper	<1 %
27	www.dailymail.co.uk Internet Source	<1 %
28	www.essays.se Internet Source	<1 %
29	Astrini Widiyanti, Hadi Susilo Arifin, Nana Mulyana Arifjaya. "The Use of Greywater for Hydroponics Plant in Griya Katulampa Bogor City", IOP Conference Series: Earth and Environmental Science, 2020	<1 %

30

Stephen T. Joy, Matthew J. Henley, Samantha N. De Salle, Matthew S. Beyersdorf et al. "A Dual-Site Inhibitor of CBP/p300 KIX is a Selective and Effective Modulator of Myb", Cold Spring Harbor Laboratory, 2021

Publication

<1 %

31

Submitted to Unizin, LLC

Student Paper

<1 %

32

amt.copernicus.org

Internet Source

<1 %

33

eprints.lanacs.ac.uk

Internet Source

<1 %

34

Charlotte R. Grant, Rodrigo Liberal. "Liver immunology: How to reconcile tolerance with autoimmunity", Clinics and Research in Hepatology and Gastroenterology, 2017

Publication

<1 %

35

Submitted to Community College System of New Hampshire

Student Paper

<1 %

36

Rya Dora Vitaloka, Siti Aisyah, Helni Anggraini. "Factors Associated With The Incidence Of Low Birth Weight", Jurnal Kebidanan Malahayati, 2022

Publication

<1 %

37 eprints.pknstan.ac.id

Internet Source

<1 %

38 聡美 柳曾, 聖一 戸部, 知佳 山下, 明希 尾谷, 丈一 朗 古賀, 恭史 柿澤. "塩化ベンザルコニウムを有効成分とする手指消毒剤のウイルスに対する有効性", 材料技術, 2023

Publication

<1 %

39 Anang Endaryanto, Arlina Dewi, Kusbaryanto, Ricardo Adrian Nugraha. "Trend in the admissions of patients with non-COVID-19 respiratory symptoms during COVID-19 pandemic and its impact on hospital finances in Surabaya, Indonesia", Heliyon, 2023

Publication

<1 %

40 Yedi Herdiana, Ferry Ferdiansyah Sofian, Shaharum Shamsuddin, Taofik Rusdiana. "Towards halal pharmaceutical: Exploring alternatives to animal-based ingredients", Heliyon, 2024

Publication

<1 %

41 journal.uad.ac.id

Internet Source

<1 %

42 eprints.umm.ac.id

Internet Source

<1 %

Exclude quotes Off

Exclude matches Off

Exclude bibliography Off