

SURAT KETERANGAN

Nomor: 124/UNUSA-LPPM/Adm-I/II/2024

Lembaga Penelitian dan Pengabdian Kepada Masyarakat (LPPM) Universitas Nahdlatul Ulama Surabaya menerangkan telah selesai melakukan pemeriksaan duplikasi dengan membandingkan artikel-artikel lain menggunakan perangkat lunak **Turnitin** pada tanggal 05 Februari 2024.

Judul : *Water quality effluent treatment using macro-composite technology at a residential flat area: hydraulic retention time effects*

Penulis : Nurul Najiha A Razaka, Mohamed Zuhaili Mohamed Najibb,*, Muzaffar Zainal Abideenb, Salmiati Salmiatic, Shamila Azmanb, Kogila Vani Annammalac, Muhammad Noor Hazwan Jusohd, Yong Ee Lingb, Budhi Setiantoe, Achmad Syafiuddin,*, Mohamed Saad Ahmedf, Mika Sillanpää

No. Pemeriksaan : 2024.02.05.064

Dengan Hasil sebagai Berikut:

Tingkat Kesamaan diseluruh artikel (*Similarity Index*) yaitu 16%

Demikian surat keterangan ini dibuat untuk digunakan sebagaimana mestinya

Surabaya, 05 Februari 2024

Ketua LPPM,



UNUSA
LPPM

Achmad Syafiuddin, Ph.D.

NPP. 20071300

Water quality effluent treatment using macro-composite technology at a residential flat area- hydraulic retention time effects

by Achmad Syafiuddin

Submission date: 02-Feb-2024 04:22PM (UTC+0700)

Submission ID: 2284440008

File name: at_a_residential_flat_area-_hydraulic_retention_time_effects.pdf (829.92K)

Word count: 4770

Character count: 25657



Water quality effluent treatment using macro-composite technology at a residential flat area: hydraulic retention time effects

Nurul Najiha A Razak^a, Mohamed Zuhaili Mohamed Najib^{b,*}, Muzaffar Zainal Abideen^b, Salmiati Salmiati^c, Shamila Azman^b, Kogila Vani Annammala^c, Muhammad Noor Hazwan Jusoh^d, Yong Ee Ling^b, Budhi Setianto^e, Achmad Syafiuddin^{e,*}, Mohamed Saad Ahmed^f, Mika Sillanpää^g

^aSchool of Civil Engineering, Universiti Teknologi Malaysia, 81310 Johor Bahru, Johor, Malaysia

^bDepartment of Water and Environmental Engineering, School of Civil Engineering, Universiti Teknologi Malaysia, 81310 Johor Bahru, Johor, Malaysia, email: mohamedzuhaili@utm.my (M.Z.M. Najib)

^cCentre for Environmental Sustainability and Water Security (IPASA), Research Institute for Sustainable Environment (RISE), Universiti Teknologi Malaysia, 81310 Johor Bahru, Johor, Malaysia

^dDepartment of Civil Construction Engineering, Faculty of Engineering Science, Curtin University, Malaysia

^eDepartment of Public Health, Universitas Nahdlatul Ulama Surabaya, 60237 Surabaya, Indonesia, email: achmadsyafiuddin@unusa.ac.id (A. Syafiuddin)

^fDepartment of Geology and Geophysics, College of Science, King Saud University, Riyadh 11451, Saudi Arabia

^gDepartment of Biological and Chemical Engineering, Aarhus University, Norrebrogade 44, 8000 Aarhus C, Denmark

4
Received 30 December 2021; Accepted 3 August 2022

ABSTRACT

Most of the causes of river pollution are due to the impact of human activities through the development of new construction projects, agriculture, industry and others. As an alternative to deal with this problem, macro-composite has been used as a pretreatment process to treat wastewater before discharge into the river. Therefore, this study aims to characterize the water quality of the effluent and to investigate the treatment efficiency of different hydraulic retention times (HRTs) using macro-composite technology in treating the effluent from Flat Taman Jaya. The parameters tested were chemical oxygen demand (COD), biochemical oxygen demand, ammonia nitrogen (NH₃-N), pH, total suspended solid (TSS), turbidity and total phosphate (TP). The efficacy of the macro-composites was tested by immersing 70% of the macro-composites into the 750 mL wastewater sample for five different periods. The results of each wastewater sample were measured after 2 d of treatment. The results showed that the most efficient treatment was achieved with the macro-composite at 3 d HRT with COD, NH₃-N, TSS, turbidity and TP removal of 80%, 97%, 60%, 49% and 89%, respectively, at pH 7.33.

Keywords: Water quality; Hydraulic retention times; Water pollution

* Corresponding authors.

1. Introduction

Generally, water pollution occurs due to existing of the contaminant in the water bodies become a serious environmental issue in this world [1–10]. Water pollution is a serious problem in Malaysia that impact the sustainability of the water resources [11]. Most of the sources of river pollution are due to the impacts of human activities from the development of new construction projects, agricultural, industries and others [12,13]. Many researchers have come out with a lot of good ideas and technology to solve this problem [14–19]. As an example, various types of treatment processes have been invented to remove the contaminant in the wastewater before being discharged to the river such as electrochemical treatment [20], membrane technology [21], photocatalytic processes [22], magnetic field application [23], photocatalytic-membrane technology [24], and biological way [25,26].

However, the water quality of some rivers in Malaysia is still in deteriorating condition due to the several limitations on these treatments such as low removal efficiency and less economical. Besides, 9% of the rivers in the country are considered polluted (class III and IV). While another 39% and 52% recorded the water quality of the river in Malaysia are slightly polluted (class III) and clean (class I and II), respectively [27]. Low water quality due to water pollution can expose several critical conditions, such as climate change, human health, population growth, and ecosystem quality [28].

Due to the critical condition of the river in Malaysia, the innovation of an alternative sustainable technology called macro-composite is developed to improve the water quality [29]. The macro-composite provides an efficient treatment process of wastewater which involves both physical treatment and biological treatment of the pollutants [30]. Furthermore, this product is made from materials such as aggregates, activated carbon, cement, sand and zeolite [31,32]. It is considered as one of the sustainable technologies invented by Plat-COM Ventures since all these materials are natural, environmentally friendly, economical, and safe to be used as wastewater treatment [33]. Thus, the macro-composite can be as a pre-treatment process in treating the wastewater before discharge to a water source such as a river [29,34].

Due to the lack of information on this newly developed technology towards the improvement of the river's water quality near a residential area, this study aims to characterize the water quality of the effluent and to investigate the treatment efficiency of different hydraulic retention times (HRTs) using macro-composite technology in treating the effluent from Flat Taman Jaya. Findings from this study can be a good strategy to develop an effective pretreatment process to treat wastewater before discharging to the environment.

2. Materials and method

A major part of this research involves the characterization of the wastewater and treatment of the wastewater using the macro-composite at different HRTs. At first, the sampling work was done which consists of in-situ testing and laboratory analysis. For in-situ testing, the

parameters were determined directly at the sampling site [35]. Meanwhile for laboratory analysis, the samples were collected and taken as laboratory sample [36]. Then, all the data collection were analyzed and were followed by a discussion of the findings.

2.1. Wastewater sampling and storage

The wastewater was collected from the Skudai River near Flat Taman Jaya (Fig. 1). After sample collection, the sample was transferred to a container and stored at a temperature of 4°C in the environmental laboratory. Immediate storage of the sample is important to maintain the quality of the samples and minimize the microbial activities present in the effluent.

2.2. Analytical methods

To determine if there were any differences between the original and final effluent readings before and after the treatment, several water quality parameters were measured when conducting the experiment. It is noteworthy to ensure the effluent complies with the required standard and can be disposed to the environment safely. The parameters measured were biochemical oxygen demand (BOD), chemical oxygen demand (COD), total suspended solid (TSS), $\text{NH}_3\text{-N}$, total phosphate (TP), pH, and turbidity. During the experiment, all the solutions were diluted 1:9 dilution factor which has been expressed as 1 mL of sample with the addition of 9 mL of distilled water. Table 1 indicates the equipment and method used to conduct the test.

2.3. Batch treatment setup

The treatment of the wastewater sample using macro-composites was conducted by placing 750 mL of wastewater sample and 70% of macro-composites into the container. The same amount of wastewater sample and the macro-composites was added to another five containers with different HRT. Each container was labelled as 1, 3-, 5-, 7- and 9-d HRT. At the end of the period, the treated sample was collected for the evaluation process. All the sample in the container was tested to determine the COD, BOD, TSS, $\text{NH}_3\text{-N}$, pH, turbidity, and TP. After that, the wastewater was treated using the macro-composites and only the critical parameters were analyzed to ensure the effectiveness of the macro-composites in treating the wastewater. To achieve the effectiveness, the sample was analyzed by comparing the initial characteristics of the parameter value with the value after the treatment using the macro-composites.

3. Results and discussion

3.1. Characterization of wastewater

The initial characterization of the wastewater was done by analyzing the concentration of the COD, BOD, TSS, $\text{NH}_3\text{-N}$, TP, turbidity, and pH. The results of the initial wastewater characteristics were recorded and stated in Table 2. According to the results, most of the water quality



Fig. 1. Sampling location (1°32'37" N 103°39'36" E) at monsoon drain.

Table 1
List of equipment and methods used

	Equipment	Methods
BOD, mg/L	Dissolved Oxygen Meter	–
COD, mg/L	DR6000 Spectrophotometer	Method 8000 Reactor Digestion
NH ₃ -N, mg/L	DR6000 Spectrophotometer	Method 8038 Nessler
TSS, mg/L	DR6000 Spectrophotometer	Photometric Method (Method 8006)
TP, mg/L	DR6000 Spectrophotometer	Method 8048 PhosVer 3 (Ascorbic Acid)
pH	pH Meter	–
Turbidity, NTU	Turbidity Meter	–

parameters had high concentrations and harmful if directly discharge into the environment without any treatment.

3.2. Macro-composites treatment at different HRTs

There were five samples analyzed with different HRTs to determine the effectiveness of the macro-composites in treating the wastewater at Flat Taman Jaya. The sample consists of 750 mL wastewater were tested on 1, 3, 5, 7, and 9 d. The results of the treated wastewater were compared by determining the percentage removal efficiency with the initial value of untreated wastewater. All the parameters have a different graph pattern. Out of all the parameters, the percentage removal of NH₃-N and turbidity has increased gradually, and this showed that the macro-composites are effective in treating the ammonia in the wastewater. However, the removal for other parameters recorded is also a good result but the graph fluctuated due to some reason.

3.2.1. COD removal

The COD removal after the treatment with different HRTs is shown in Fig. 2. From the graph, the COD percentage removal increases gradually from day 1 to day 3

Table 2
Initial characterization of wastewater

Parameters	Value
COD, mg/L	167
BOD, mg/L	138
TSS, mg/L	2.5
NH ₃ -N, mg/L	0.64
TP, mg/L	0.54
Turbidity, NTU	36.7
pH	7.01

treatment with the percentage of 41% and 80% respectively. However, the graph indicates an unstable result from day 5 to day 9 of the treatment where the percentage removal suddenly declines at day 5 of the treatment with 66% of removal. The highest COD percentage removal recorded were on day 7 of treatment where the reading of the COD was only 29 mg/L left in the sample. The value occurrence of fluctuations in the value of COD every day may be due to the microorganisms have not been able to adapt to the wastewater sample in every stage. Several microorganisms which may able to change value of COD are

Sediminibacterium, Cellvibrio, Rheinheimera, Limnobacter and Pseudarcicella [37]. Compared to Elgarahy et al. [38] and Siyal et al. [39], the bacterial growth in the biofilm in the first few days of the treatment is not significant and unstable.

3.2.2. TSS removal

The TSS removal after the treatment with HRTs is shown in Fig. 3. TSS removal continually increases from day 1 to day 9 treatment. On the first day of the treatment, only 4% of the TSS removal percentage was recorded with the highest reading of TSS in the sample which is 2.5 mg/L. However, on day 9 of the treatment which is the last day the reading of the TSS keeps decreasing until 1.8 mg with 28% of the percentage removal. The activated carbon, zeolites, and additional sand can remove the suspended solids up to 80% in the wastewater effectively as reported by Maharani et al. [40].

3.2.3. $\text{NH}_3\text{-N}$ removal

The $\text{NH}_3\text{-N}$ removal after the treatment with different HRTs is shown in Fig. 4. It shows the removal continually to increase from day 1 till day 9 of treatment. The removal increases drastically at day 1 of the treatment which is at 95%. At the end of the treatment, zero $\text{NH}_3\text{-N}$ reading in the sample as it achieves 100% of the

percentage removal. This condition occurs because the macro-composites consist of the natural zeolite and activated carbon which have a better reduction of the $\text{NH}_3\text{-N}$. The combination of the hydrophobic surface of activated carbon and the hydrophilic surface of zeolites naturally acts as an ion exchanger adsorption [41,42]. Various studies have been done using the activated carbon and zeolites to treat the $\text{NH}_3\text{-N}$. As an example, a study had successfully removed 37% of the ammonia concentration of the leachate sample from Pulau Burung Landfill site using the activated carbon and zeolites [43]. Therefore, that is the reason why the macro-composites effectively treating the $\text{NH}_3\text{-N}$ in the wastewater.

3.2.4. TP removal

The TP removal after the treatment with different hydraulic retention times is shown in Fig. 5. The results are fluctuant start from day 1 until day 9 of treatment. The highest removal of total phosphate is 89% on day 3 of treatment. However, on day 5 of the treatment, the percentage removal shows an irrelevant result which drops drastically and needs to be deleted. This condition happens might be due to the improper method and technique used while conduct the experiment. Besides, as the time to treat the wastewater increases the removal of the total phosphate decreases. This is due to the initial phosphate concentration was increased. Similar result was found that the phosphate

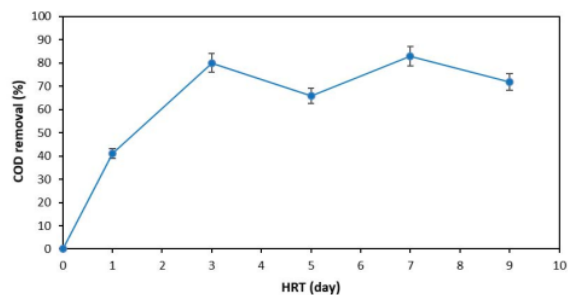


Fig. 2. COD removal by using macro-composites at different HRTs.

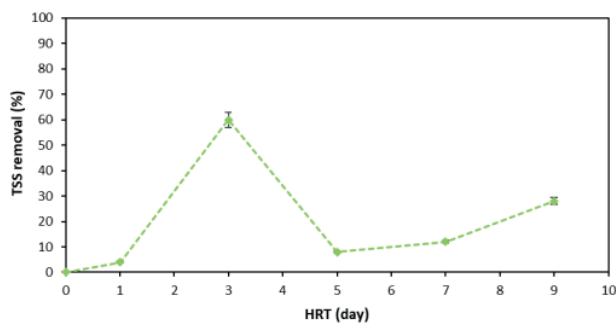


Fig. 3. TSS removal by using macro-composites at different HRTs.

removal efficiency over the activated carbon and zeolite has been decreased from day 2 to day 6 with removal percentage from 77% to 70% [44]. The optimal adsorption sites are occupied first at low concentrations. Furthermore, on day 9 of the treatment, the reading of the total phosphate in the sample is 0.14 mg/L with 74% of the removal.

3.2.5. Turbidity removal

The turbidity removal after the treatment with different hydraulic retention times is shown in Fig. 6. Overall, the graph pattern shows the turbidity removal is constantly increasing from the beginning of the treatment. The highest reading of the turbidity value is at day 1 of treatment with the lowest percentage of removal which is 17%. At the end of the treatment, the reading of the turbidity values was recorded at the highest removal which is at 75% with a 9.35 NTU reading. This is shown that the macro-composites have a high tendency to remove the turbidity value of the wastewater from Flat Taman Jaya.

3.2.6. pH changes

The pH changes after the treatment with different HRTs is shown in Fig. 7. The pH values are fluctuant starting

from day 1 to day 9 of the treatment. Before the treatment, the pH value of this sample is 7.01 which is near to the neutral range. However, most of the samples still become more alkaline after the treatment. Previous study showed that the increases of the pH after experience the treatment were affected by the hydration reactions where the minerals formed a new hydration product with the water, releasing alkali metal ions to the sample [45]. On the first day of the treatment, the sample pH change becomes acidic compared to before treatment with a value of 6.57. The highest pH value after the treatment is at day 5 of treatment which is 8.55 with 18% increment. Nevertheless, the overall pH values demonstrated only little changes as they maintained between 7–8 and median pH value at 7.38.

3.2.7. Overall effects at different HRTs

From the analysis of the result at every period, it shows that the most efficient treatment using the macro-composites was achieved at 3 d HRT with COD, $\text{NH}_3\text{-N}$, TSS, turbidity, and TP removal of 80%, 97%, 60%, 49% and 89%, respectively, with pH at 7.33. Many parameters show maximum percentage removal after the third treatment day; however, some have dropped drastically after the third treatment day. The percentage removal of the parameters

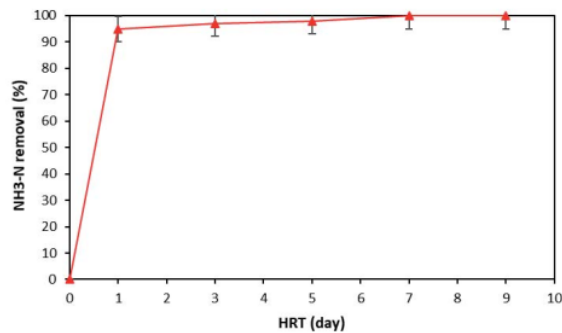


Fig. 4. $\text{NH}_3\text{-N}$ removal by using macro-composites at different HRTs.

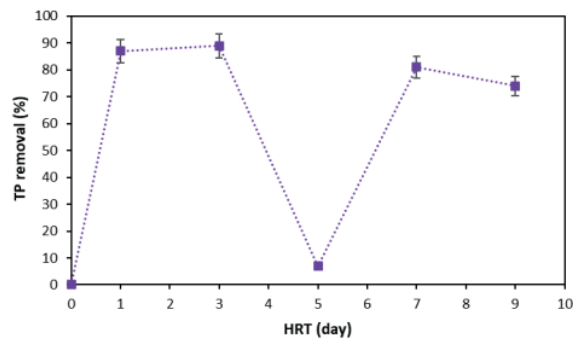


Fig. 5. TP removal by using macro-composites at different HRTs.

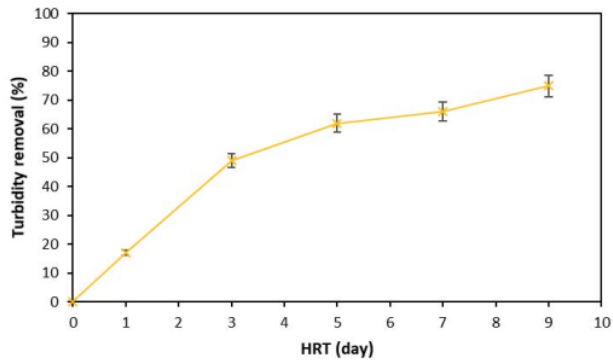


Fig. 6. Turbidity removal by using macro-composites.

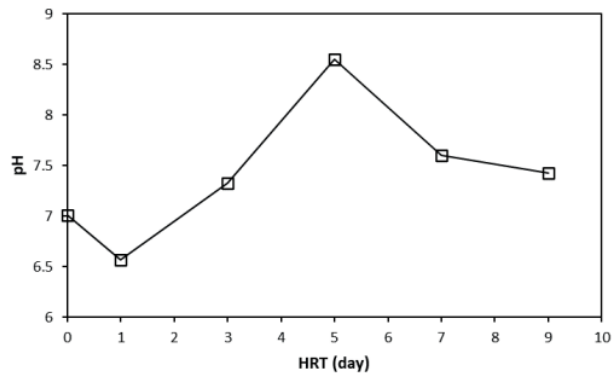


Fig. 7. pH changes by using macro-composites.

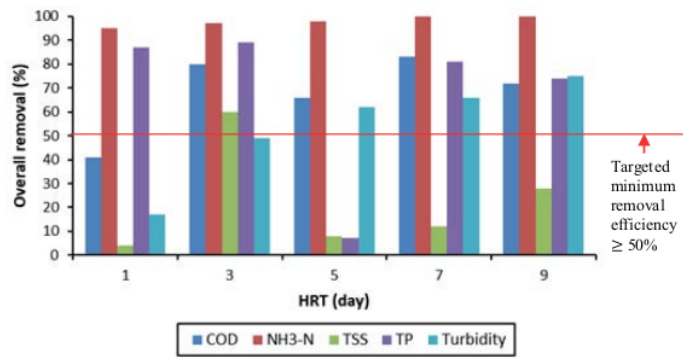


Fig. 8. Overall removal performance at different HRTs.

also increased a little. Previous study confirmed that HRT related to the percentage removal with COD, NH₃-N, and total phosphorus removal percentages of 54%, 48%, and 12%

[46]. Thus, overall removal percentage of each parameter at 3 d HRTs have passed more than 50% compared to other HRTs as shown in Fig. 8.

4. Conclusions

The aim of this study was to characterize the water quality of the effluent and to investigate the treatment efficiency of different HRTs using macro-composite technology in treating the wastewater. This study confirmed that the untreated wastewater contained high levels of pollutants which are harmful if the wastewater is discharged directly to the environment without a proper treatment. In addition, it was observed that the most efficient treatment occurred at 3 d HRT with the removal of COD, NH₃-N, TSS, turbidity, and TP of 80%, 97%, 60%, 49%, and 89%, respectively, with pH at 7.33. Future study should focus on more comprehensive assessment and monitoring to ensure that the proposed macro-composite technology can be widely used for wastewater treatment.

Acknowledgments

We wish to express our deep gratitude to many people, researchers, academicians, local authorities, and practitioners. They have contributed to our understanding and knowledge. Also, our thanks extended to our fellow collaborators from Think City for encouragement, guidance, and friendship. Without their continued support and interest, this paper would not have been the same as presented here. The authors also acknowledge the Researchers Supporting Project Number (RSP2022R455), King Saud University, Riyadh, Saudi Arabia for the support.

Conflicts of interest

The authors proclaim that there is no known competing financial interests or personal associations that could have seemed to influence the work stated in this paper.

References

- A. Saravanan, P. Senthil Kumar, S. Jeevanantham, S. Karishma, B. Tajsabreen, P.R. Yaashikaa, B. Reshma, Effective water/wastewater treatment methodologies for toxic pollutants removal: processes and applications towards sustainable development, *Chemosphere*, 280 (2021) 130595, doi: 10.1016/j.chemosphere.2021.130595.
- Mu. Naushad, G. Sharma, Z.A. Alotman, Photodegradation of toxic dye using Gum Arabic-crosslinked-poly(acrylamide)/Ni(OH)₂/FeOOH nanocomposites hydrogel, *J. Cleaner Prod.*, 241 (2019) 118263, doi: 10.1016/j.jclepro.2019.118263.
- G. Sharma, Mu. Naushad, Adsorptive removal of noxious cadmium ions from aqueous medium using activated carbon/zirconium oxide composite: isotherm and kinetic modelling, *J. Mol. Liq.*, 310 (2020) 113025, doi: 10.1016/j.molliq.2020.113025.
- A.A.H. Faisal, S.F.A. Al-Wakel, H.A. Assi, L.A. Naji, Mu. Naushad, Waterworks sludge-filter sand permeable reactive barrier for removal of toxic lead ions from contaminated groundwater, *J. Water Process Eng.*, 33 (2020) 101112, doi: 10.1016/j.jwpe.2019.101112.
- Mu. Naushad, A. Mittal, M. Rathore, V. Gupta, Ion-exchange kinetic studies for Cd(II), Co(II), Cu(II), and Pb(II) metal ions over a composite cation exchanger, *Desal. Water Treat.*, 54 (2015) 2883–2890.
- Mu. Naushad, Z.A. Alotman, Separation of toxic Pb²⁺ metal from aqueous solution using strongly acidic cation-exchange resin: analytical applications for the removal of metal ions from pharmaceutical formulation, *Desal. Water Treat.*, 53 (2015) 2158–2166.
- S. Muthusaravanan, N. Sivarajasekar, J.S. Vivek, T. Paramasivan, Mu. Naushad, J. Prakashmaran, V. Gayathri, O.K. Al-Duaij, Phytoremediation of heavy metals: mechanisms, methods and enhancements, *Environ. Chem. Lett.*, 16 (2018) 1339–1359.
- D.N. Ahmed, L.A. Naji, A.A.H. Faisal, N. Al-Ansari, Mu. Naushad, Waste foundry sand/MgFe-layered double hydroxides composite material for efficient removal of Congo red dye from aqueous solution, *Sci. Rep.*, 10 (2020) 2042, doi: 10.1038/s41598-020-58866-y.
- K. Balasubramani, N. Sivarajasekar, Mu. Naushad, Effective adsorption of antidiabetic pharmaceutical (metformin) from aqueous medium using graphene oxide nanoparticles: equilibrium and statistical modelling, *J. Mol. Liq.*, 301 (2020) 112426, doi: 10.1016/j.molliq.2019.112426.
- G. Sharma, A. Kumar, S. Sharma, Mu. Naushad, P. Dhiman, D.-V.N. Vo, F.J. Stadler, Fe₃O₄/ZnO/Si₃N₄ nanocomposite based photocatalyst for the degradation of dyes from aqueous solution, *Mater. Lett.*, 278 (2020) 128359, doi: 10.1016/j.matlet.2020.128359.
- K.N. Abdul Maulud, A. Fitri, W.H.M. Wan Mohtar, W.S. Wan Mohd Jaafar, N.Z. Zuhairi, M.K.A. Kamarudin, A study of spatial and water quality index during dry and rainy seasons at Kelantan River Basin, Peninsular Malaysia, *Arabian J. Geosci.*, 14 (2021) 85, doi: 10.1007/s12517-020-06382-8.
- T. Hadibarata, B. Aulia Permatasari, Groundwater and society: fresh submarine groundwater discharge and its management improvement, *Environ. Toxicol. Manage.*, 1 (2021) 19–22, doi: 10.33086/etm.v1i3.2503.
- E.A. Wikurendra, I. Nagy, Trends in integrated waste management research: a content analysis, *Environ. Toxicol. Manage.*, 2 (2022) 26–30.
- A. Ratnasari, A. Syafiuddin, N.S. Zaidi, A.B. Hong Kueh, T. Hadibarata, D.D. Prastyo, R. Ravikumar, P. Sathishkumar, Bioremediation of micropollutants using living and non-living algae – current perspectives and challenges, *Environ. Pollut.*, 292 (2022) 118474, doi: 10.1016/j.envpol.2021.118474.
- C. Zamora-Ledezma, D. Negrete-Bolagay, F. Figueroa, E. Zamora-Ledezma, M. Ni, F. Alexis, V.H. Guerrero, Heavy metal water pollution: a fresh look about hazards, novel and conventional remediation methods, *Environ. Technol. Innovation*, 22 (2021) 101504, doi: 10.1016/j.eti.2021.101504.
- N.S. Zaidi, J. Sohaili, Z.Z. Loh, A. Arisa, N. Hussein, Effect of metal content from sewage sludge on the growth of *Orthosiphon stamineus*, *Environ. Toxicol. Manage.*, 1 (2021) 29–34.
- A.A.M. Akahir, Z.M. Lazim, S. Salmiati, Removal of silver nanoparticles using phytoremediation method, *Environ. Toxicol. Manage.*, 1 (2021) 28–31.
- F.A. Dahalan, N.A. Parmin, Morphological characterization of gram-positive and gram-negative bacteria from treated latex processing wastewater, *Environ. Toxicol. Manage.*, 1 (2021) 32–36.
- N.N.B. Azahar, M.Z.B.M. Najib, H.F.B. Basri, M.N.H. Jusoh, T.N.H.B.T. Ismail, Study on household waste management in Kampung Parit Haji Siraj, Johor, Malaysia, *Environ. Toxicol. Manage.*, 1 (2021) 23–28.
- J. de Jesús Treviño-Reséndez, A. Medel, Y. Meas, Electrochemical technologies for treating petroleum industry wastewater, *Curr. Opin. Electrochem.*, 27 (2021) 100690, doi: 10.1016/j.coelec.2021.100690.
- S. Jafarnejad, Forward osmosis membrane technology for nutrient removal/recovery from wastewater: recent advances, proposed designs, and future directions, *Chemosphere*, 263 (2021) 128116, doi: 10.1016/j.chemosphere.2020.128116.
- M. Aliste, I. Garrido, V. Hernández, P. Flores, P. Hellín, S. Navarro, J. Fenoll, Assessment of reclaimed agro-wastewater polluted with insecticide residues for irrigation of growing lettuce (*Lactuca sativa* L) using solar photocatalytic technology, *Environ. Pollut.*, 292 (2022) 118367, doi: 10.1016/j.envpol.2021.118367.
- N. Syamimi Zaidi, A. Syafiuddin, M. Sillanpää, M. Burhanuddin Bahrodin, L. Zhang Zhan, A. Ratnasari, A. Kadier, M. Aamer Mehmood, R. Boopathy, Insights into the potential application

- 5 of magnetic field in controlling sludge bulking and foaming: a review, *Bioresour. Technol.*, 358 (2022) 127416, doi: 10.1016/j.biortech.2022.127416.
- [24] N. Nasrollahi, L. Ghalamchi, V. Vatanpour, A. Khataee, Photocatalytic-membrane technology: a critical review for membrane fouling mitigation, *J. Ind. Eng. Chem.*, 93 (2021) 31–116.
- [25] A. Ratnasari, N.S. Zaidi, A. Syafiuiddin, R. Boopathy, A.B.H. Kueh, R. Amalia, D.D. Prasetyo, Prospective biodegradation of organic and nitrogenous pollutants from palm oil mill effluent by acidophilic bacteria and archaea, *Bioresour. Technol. Rep.*, 15 (2021) 100809, doi: 10.1016/j.biteb.2021.100809.
- [26] A. Ratnasari, A. Syafiuiddin, A.B.H. Kueh, S. Suhartono, T. Hadibarata, Opportunities and challenges for sustainable bioremediation of natural and synthetic estrogens as emerging water contaminants using bacteria, fungi, and algae, *Water Air Soil Pollut.*, 232 (2021) 242.
- [27] A. Ott, G. O'Donnell, N.H. Tran, M.R. Mohd Haniffah, J.-Q. Su, A.M. Zealand, K.Y.-H. Gin, M.L. Goodson, Y.-G. Zhu, D.W. Graham, Developing surrogate markers for predicting antibiotic resistance “hot spots” in rivers where limited data are available, *Environ. Sci. Technol.*, 55 (2021) 7466–7478.
- [28] S. Kükre, E. Mutlu, Assessment of surface water quality using water quality index and multivariate statistical analyses in Sarayüzü Dam Lake, Turkey, *Environ. Monit. Assess.*, 21 (2019) 71, doi: 10.1007/s10661-019-7197-6.
- [29] A. Ratnasari, A. Syafiuiddin, R. Boopathy, S. Malik, M. Aamer Mehmood, R. Amalia, D. Dwi Prastyo, N. Syamimi Zaidi, Advances in pretreatment technology for handling the palm oil mill effluent: challenges and prospects, *Bioresour. Technol.*, 14 (2022) 126239, doi: 10.1016/j.biortech.2021.126239.
- [30] B. Susianti, I.D.A.A. Warmadewanthi, B.V. Tangahu, Characterization and experimental evaluation of cow dung biochar + dolomite for heavy metal immobilization in solid waste from silica sand purification, *Bioresour. Technol. Rep.*, 2 (2022) 101102, doi: 10.1016/j.biteb.2022.101102.
- [31] K.N. Mahmud, T.H. Wen, Z.A. Zakaria, Activated carbon and biochar from pineapple waste biomass for the removal of 5 ethylene blue, *Environ. Toxicol. Manage.*, 1 (2021) 30–36.
- [32] A. Ratnasari, A. Syafiuiddin, R.P.N. Budiarti, D.N. Bistara, F.K. Fitriyah, R.R. Mardhotillah, Mass transfer mechanisms of water pollutants adsorption mediated by different natural adsorbents, *Environ. Qual. Manage.*, (2022) 1–10, doi: 10.1002/tqem.21849.
- [33] E.M. El-Fawal, T. Zaki, Taguchi optimization study for efficient removal of phenolic pollutants from wastewater using Cu-alanine functionalized graphene oxide and their grafted alginate microbeads: isotherm modeling, *J. Polym. Environ.*, 30 (2022) 971–987.
- [34] S. Ayob, N. Othman, W.A. Hamood Altowayti, F.S. Khalid, N.A. Bakar, M. Tahir, E.S. Soedjono, A review on adsorption of heavy metals from wood-industrial wastewater by oil palm waste, *J. Ecol. Eng.*, 22 (2021) 249–265.
- [35] C. Koparan, A.B. Koc, C.V. Privette, C.B. Sawyer, In situ water quality measurements using an unmanned aerial vehicle (UAV) system, *Water*, 10 (2018) 264, doi: 10.3390/w10030264.
- [36] S. Shil, U.K. Singh, P. Mehta, Water quality assessment of a tropical river using water quality index (WQI), multivariate statistical techniques and GIS, *Appl. Water Sci.*, 9 (2019) 168, doi: 10.1007/s13201-019-1045-2.
- [37] Y. Sun, S. Wang, J. Niu, Microbial community evolution of black and stinking rivers during in situ remediation through micro-nano bubble and submerged resin floating bed technology, *Bioresour. Technol.*, 258 (2018) 187–194.
- [38] A.M. Elgarahy, K.Z. Elwakeel, A. Akhdhar, M.F. Hamza, Recent advances in greenly synthesized nanoengineered materials for water/wastewater remediation: an overview, *Nanotechnol. Environ. Eng.*, 6 (2021) 9, doi: 10.1007/s41204-021-00104-5.
- [39] A.A. Siyal, M.R. Shamsuddin, A. Low, N.E. Rabat, A review on recent developments in the adsorption of surfactants from wastewater, *J. Environ. Manage.*, 254 (2020) 109797, doi: 10.1016/j.jenvman.2019.109797.
- [40] S. Maharani, L. Nailufhar, Y. Sugiarti, Adsorption effectivity of combined adsorbent zeolite, activated charcoal, and sand in liquid waste processing of agroindustrial laboratory, *IOP Conf. Ser.: Earth Environ. Sci.*, 443 (2020) 012044, doi: 10.1088/1755-1315/443/1/012044.
- [41] S. Wongchitphimon, S.S. Lee, C.Y. Chuah, R. Wang, T.-H. Bae, Chapter 9 – Composite Materials for Carbon Capture, D.-e. Jiang, S.M. Mahurin, S. Dai, Eds., *Materials for Carbon Capture*, Wiley, 2020, pp. 237–266.
- [42] H. Wang, L. Edaño, L. Valentino, Y.J. Lin, V.M. Palakkal, D.-L. Hu, B.-H. Chen, D.-J. Liu, Capacitive deionization using carbon derived from an array of zeolitic-imidazolate frameworks, *Nano Energy*, 77 (2020) 105304, doi: 10.1016/j.nanoen.2020.105304.
- [43] S.K. Al-Amshawee, M.Y. Yunus, A.A. Azoddein, A novel microbial biofilm carrier for wastewater remediation, *IOP Conf. Ser.: Mater. Sci. Eng.*, 736 (2020) 072006, doi: 10.1088/1757-899X/736/7/072006.
- [44] H. Ma, Y. Li, D. Xu, H. Tian, H. Yang, Decontamination of multiple pollutants from eutrophic river water using iron-modification carbon/zeolite, *J. Soils Sediments*, 22 (2022) 2329–2342.
- [45] P. Šiler, I. Kolářová, T. Sehnal, J. Másilko, T. Opravil, The determination of the influence of pH value of curing conditions on portland cement hydration, *Procedia Eng.*, 151 (2016) 10–17.
- [46] J.A. Kawan, F. Suja', S.K. Pramanik, A. Yusuf, R. Abdul Rahman, H. Abu Hasan, Effect of hydraulic retention time on the performance of a compact moving bed biofilm reactor for effluent polishing of treated sewage, *Water*, 14 (2022) 81, doi: 10.3390/w14010081.

Water quality effluent treatment using macro-composite technology at a residential flat area- hydraulic retention time effects

ORIGINALITY REPORT

16%

SIMILARITY INDEX

11%

INTERNET SOURCES

17%

PUBLICATIONS

2%

STUDENT PAPERS

PRIMARY SOURCES

- 1 Mohd Faizal Ab Jalil, Ain Nihla Kamarudzaman, Ahmad Anas Nagoor Gunny, Norhisham Abdul Hamid et al. "Overview of chemicals of potential concerns in contaminated land in Malaysia", DESALINATION AND WATER TREATMENT, 2022
Publication 5%
- 2 repository.unusa.ac.id
Internet Source 3%
- 3 Zhang Zhan Loh, Nur Syamimi Zaidi, Ee Ling Yong, Mohamad Yusak Anshori et al. "Comparative assessments on wastewater treatment technologies for potential of wastewater recycling", DESALINATION AND WATER TREATMENT, 2022
Publication 3%
- 4 Najihah Binti Abdul Rashid, Abdul Latif Abdul Rani, Mardhiah Farhana Binti Omar, Muhd 2%

Afiq Hizami Abdullah et al. "Performance of sequencing batch reactor for the removal of chemical oxygen demand from waste cooking oil", DESALINATION AND WATER TREATMENT, 2022

Publication

5

Farah Naemah Mohd Saad, Nurul Nadia Remlee, Irnis Azura Zakarya, Mohamad Anuar Kamaruddin et al. "Phytoremediation potential of Azolla pinata pinnata on water quality and nutrients from agricultural water", DESALINATION AND WATER TREATMENT, 2022

Publication

2%

6

Ayad A.H. Faisal, Laith A. Naji, Anis Ahmad Chaudhary, B. Saleh. "Removal of ammoniacal nitrogen from contaminated groundwater using waste foundry sand in the permeable reactive barrier", DESALINATION AND WATER TREATMENT, 2021

Publication

2%

Exclude quotes Off

Exclude matches < 2%

Exclude bibliography Off