

SURAT KETERANGAN

Nomor: 628/UNUSA/Adm-LPPM/VI/2020

Lembaga Penelitian dan Pengabdian Kepada Masyarakat (LPPM) Universitas Nahdlatul Ulama Surabaya menerangkan telah selesai melakukan pemeriksaan duplikasi dengan membandingkan artikel-artikel lain menggunakan perangkat lunak **Turnitin** pada tanggal 24 Juni 2020

Judul : Estimation of Packed Red Cells (PRC) Blood Stock Using
Extended Kalman Filter as Management of Blood Transfusion at
Blood Bank of PMI Surabaya

Penulis : Abdul Muhith, Teguh Herlambang

No. Pemeriksaan : 2020.06.24.328

Dengan Hasil sebagai Berikut:

Tingkat Kesamaan diseluruh artikel (*Similarity Index*) yaitu 20%

Demikian surat keterangan ini dibuat untuk digunakan sebagaimana mestinya

Surabaya, 24 Juni 2020

Ketua LPPM,



Dr. Istas Pratomo, S.T., M.T.

NPP. 16081074

LPPM Universitas Nahdlatul Ulama Surabaya

Website : lppm.unusa.ac.id

Email : lppm@unusa.ac.id

Hotline : 0838.5706.3867

Paper 3

by Abdul Muhith 3

Submission date: 24-Jun-2020 08:36PM (UTC+0700)

Submission ID: 1349047474

File name: tional_Conference_on_Business,_Law_And_Pedagogy,_ICBLP_2019,.pdf (331.51K)

Word count: 1706

Character count: 8466

2 Estimation of Packed Red Cells (PRC) Blood Stock Using Extended Kalman Filter as Management of Blood Transfusion at Blood Bank of PMI Surabaya

Abdul Muhih¹, Teguh Herlambang²
{abdulmuhih@unusa.ac.id¹, teguh@unusa.ac.id²}

Nursing Department, FKK – University of Nahdlatul Ulama Surabaya (UNUSA)¹
Information System Department – University of Nahdlatul Ulama Surabaya (UNUSA)²

Abstract. One of the main problems encountered in health service system in developing countries is shortage of enough safe blood supply to meet the demand for blood transfusion. The safety and availability of blood supply rely on the government's support and commitment to the improvement of the national blood transfusion services. Safe blood stock can change from time to time, while the demand for blood constantly increases. Such method is considered less effective due to the fact that very often the data of blood donor do not meet the requirements. So a software for blood supply estimation is required. This paper is study of blood demand estimation for blood type of Packed Red Cells (PRC) blood bank of PMI Surabaya by using the method of Extended Kalman Filter (EKF). The simulation results show that Extended Kalman Filter method have high accuracy with an error of less than 3-4%.

Keywords: Blood Transfusion, blood bank, blood stock.

1 Introduction

One of the main problems encountered in health service system in developing countries is shortage of enough safe blood supply to meet the demand for blood transfusion. The safety and availability of blood supply rely on the government's support and commitment to the improvement of the national blood transfusion services through an organisation run by the government or the appointed non profit institution such as PMI or voluntary blood donor organization. Safe blood stock can change from time to time, while the demand for blood constantly increases. The method used in the condition of less blood supply is by contacting several people randomly to have blood donor to meet the standard stock of blood to be processed into safe blood ready for distribution to those who need it. Such method is considered less effective due to the fact that very often the data of blood donor do not meet the requirements. So a software for blood supply estimation is required [1].

In this paper, the estimation of PRC blood demand is limited only to PMI Surabaya City. Estimates are made because a problem can sometimes be solved using previous information or data related to the problem [2], [3]. One estimation method is the Extended Kalman Filter (EKF) which functions to minimize covariance error estimation in correction step [3]–[5]. The development of the Kalman Filter method is the Extended Kalman Filter (EKF) which is applied in. In this paper, the EKF method was implemented to estimate the demand for PRC blood as a material for consideration of blood transfusion management at blood bank PMI Surabaya City.

2 Extended Kalman Filter (EKF)

The algorithm Extended Kalman Filter (EKF) can be seen [6], [7]:

Table 1. Extended Kalman Filter Algorithm

13	System Model and Measurement Model
	$x_k = f(x_{k-1}, u_{k-1}, w_{k-1})$ $z_k = h(x_k, v_k)$ $x_0 \sim N(\bar{x}_0, P_{x_0}), w_k \sim N(0, Q_k), v_k \sim N(0, R_k)$
	Initialization
	$\hat{x}_0 = \bar{x}_0$ $P_0 = P_{x_0}$
	Prediction Stage
	$\hat{x}_k^- = f(\hat{x}_{k-1}, u_{k-1}, 0)$
	$P_k^- = A_k P_{k-1} A_k^T + W_k Q_{k-1} W_k^T$
	Correction Stage
	Kalman Gain
12	$K_k = P_k^- H_k^T [H_k P_k^- H_k^T + V_k R_k V_k^T]^{-1}$
	$\hat{x}_k = \hat{x}_k^- + K_k (z_k - h(\hat{x}_k^-, 0))$
	$P_k = (I - K_k H_k) P_k^-$

To approximate of estimation result accuracy by Extended Kalman Filter (EKF) algorithm, can be seen by computing Root Mean Square Error (RMSE) [8].

$$RMSE = \sqrt{\frac{\sum^n (X_{obs,i}(k) - X_{model,i}(k))^2}{n}}$$

(1)

With

$X_{model,i}(k)$ = model data

$X_{obs,i}(k)$ = observation data

n = iteration

3 Computational Result

This simulation was implemented on PRC blood type data at PMI Surabaya city as follows:

Table 2. Blood Data of PRC type [1]

		Data PRC											
	Jan	Feb	Mar	Apr	May	Jun	Jul	Aug	Sep	Oct	Nov	Des	
2014	4983	4431	4951	4190	4466	4229	4614	5050	4103	4392	4402	4469	
2015	5391	4296	4418	4212	4144	3762	3992	4274	4229	4353	4061	4351	
2016	4521	3886	3878	3925	3981	3698	3870	3851	3774	4023	3785	3763	
2017	3945	3499	3602	3526	3759	3535	4601	4090	3679	3814	3615	3599	
2018	3773	3956	3615	3599	4296	4418	4212	4144	3762	3992	4274	4229	

From the blood data of PRC type in Table 2, a mathematical function was obtained for the blood supply of PRC types using Mathematica software. The Mathematica software simulation resulted in a function as follows:

$$f(x) = 2397,5 - 2,561x - 0.461 x^2$$

$$f'(x) = -2,561 - 0.922 x \tag{2}$$

Because the system requires discretation, the PRC blood stock function model in equation (2) are discreted using the finite difference method. From equations (1), the modified PRC blood stock function model in (2) is obtained as follows:

$$f_{k+1} = (-2,561 - 0.922 x_k)\Delta$$

After the function was obtained, then it was computation simulated with the Matlab software. In this paper a simulation was implemented by applying the Extended Kalman Filter algorithm to the function of blood stock of PRC type. The simulation results were evaluated by comparing the real conditions in the field with the estimation results of EKF. This simulation used $\Delta t = 0,1$ 15 200, 300 and 400 iteration. Figure 1 is the estimation results using EKF 15 thods using 100 iteration. Figure 2 is the simulation result of the EKF methods using 300 iteration. Figure 3 is a simulation of the EKF methods by 400 iteration.

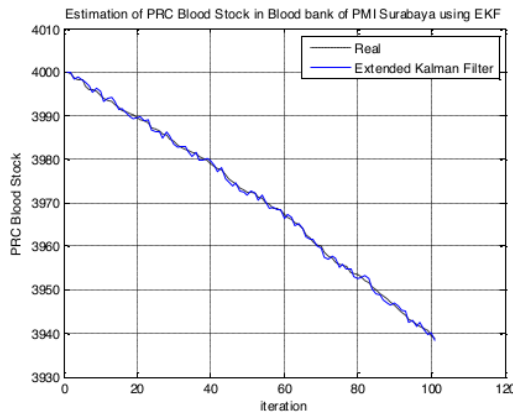


Fig. 1. Estimation of PRC blood stock using Extended Kalman Filter with 100 iteration

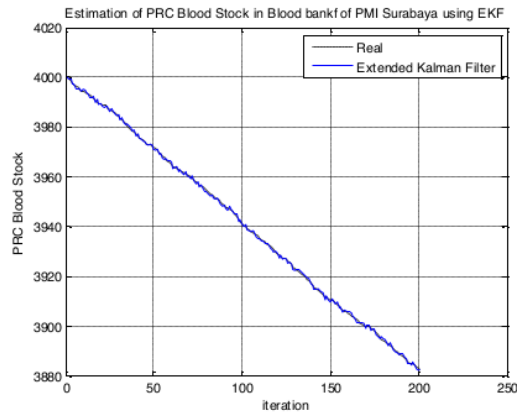


Fig. 2. Estimation of PRC blood stock using Extended Kalman Filter with 200 iteration

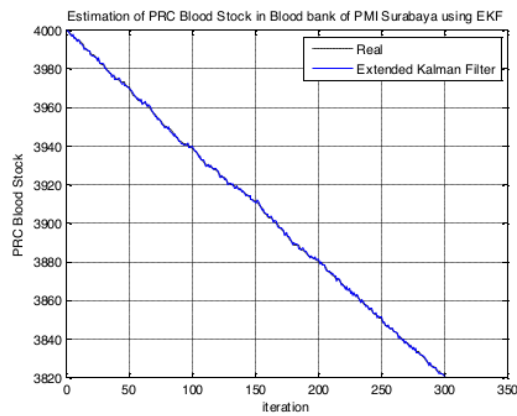


Fig. 3. Estimation of PRC blood stock using Extended Kalman Filter with 300 iteration

4

Figures 1, 2 and 3 indicate that the estimation results of PRC blood stock have high accuracy with errors of less than 1% as we can see in the real graphs. The accuracy of Extended Kalman Filter methods indicated no significant difference. In Figure 1 and Table 2, it shows that the EKF method having 300 iteration with RMSE of 0.083956 has higher accuracy (97,3%) than that of 100 and 200 iteration with RMSE of 0.094883 and 0.089888, but the difference is not much. Likewise, in Figures 2 and 3 with 200 and 300 iteration. In conclusion, EKF method can be effectively used as a method for estimating either PRC blood stock or other blood types.

Table 2. Comparison of the RMSE values by the Extended Kalman Filter based on 100, 200 and 300 iteration

	100 Iteration		200 Iteration		300 Iteration	
	RMSE	Accuracy	RMSE	Accuracy	RMSE	Accuracy
RMSE	0.094883	96,2%	0.089888	96,8%	0.083956	97,3%
Simulation Time	5,897 s		8,127 s		9,856 s	

In Table 2, it appears that the EKF with 300 iteration method has higher accuracy than the EKF. even though the simulation time took longer time due to the number of iteration, making it more accurate in estimating. In general, the methods of EKF can be applied as a method to estimate or predict PRC blood stock with high accuracy. The simulation results above, indicate that EKF method can also be effectively used to estimate othertype of blood stock, then it can be support the work of PMI Surabaya's blood transfusion management in particular and blood bank of PMI in all cities in Indonesia in general.

4 Conclusion

Based on the results of the simulation analysis, the conclusion can be drawn be EKF method can be effectively applied as a method to estimate PRC blood stock with excellent accuracy and errors of less than 3% - 4 %, and this method can also be utilized to estimate othertype of blood stock, so it can support the work of PMI Surabaya's blood transfusion management in particular and blood bank of PMI in all cities in Indonesia in general.

References

- [1] W. H. Shanty, Firdaus, and T. Herlambang, "Prediction of Availability of Packed Red Cells (PRC) at PMI Surabaya City Using Ensemble Kalman Filter as Management of Blood Transfusion Management," in *Journal of Physics: Conference Series*, 2019.
- [2] T. Herlambang, "Design of a navigation and guidance system of missile with trajectory estimation using ensemble Kalman Filter square root (EnKF-SR)," in *Proceedings of the 2017 4th International Conference on Computer Applications and Information Processing Technology, CAIPT 2017*, 2018.
- [3] D. F. Karya, P. Katias, and T. Herlambang, "Stock price estimation using ensemble Kalman Filter square root method," in *Journal of Physics: Conference Series*, 2018.
- [4] P. Katias, D. F. Karya, T. Herlambang, and H. Khusnah, "Ensemble kalman filter for crude oil price estimation," in *Journal of Physics: Conference Series*, 2019.
- [5] D. Higdon *et al.*, "Computer model calibration using the ensemble kalman filter," in *Technometrics*, 2013.
- [6] T. Herlambang, Z. Mufarrrikoh, D. F. Karya, and D. Rahmalia, "Estimation of water level and steam temperature using ensemble Kalman filter square root (EnKF-SR)," in *Journal of Physics: Conference Series*, 2018.
- [7] P. T. Minh, B. T. Tuyet, T. T. T. Thao, and L. T. T. Hang, "Application of ensemble Kalman filter in WRF model to forecast rainfall on monsoon onset period in South Vietnam," *VIETNAM J. EARTH Sci.*, 2018.
- [8] T. Herlambang, E. B. Djatmiko, and H. Nurhadi, "Navigation and guidance control

system of AUV with trajectory estimation of linear modelling," in *ICAMIMIA 2015 - International Conference on Advanced Mechatronics, Intelligent Manufacture, and Industrial Automation, Proceeding - In conjunction with Industrial Mechatronics and Automation Exhibition, IMAE, 2016.*

Paper 3

ORIGINALITY REPORT

20%

SIMILARITY INDEX

10%

INTERNET SOURCES

17%

PUBLICATIONS

11%

STUDENT PAPERS

PRIMARY SOURCES

1

repository.unusa.ac.id

Internet Source

2%

2

article.nadiapub.com

Internet Source

2%

3

T. Herlambang, D. Adzkiya, H. Nurhadi.
"Trajectory Estimation of Autonomous Surface
Vehicle Using Extended Kalman Filter", Journal
of Physics: Conference Series, 2020

Publication

2%

4

M Y Anshori, T Herlambang, D F Karya, A
Muhith, R A Rasyid. "Profitability estimation of a
Company in PT.ABCD using extended kalman
filter", Journal of Physics: Conference Series,
2020

Publication

2%

5

Riska Aprilia, Erna Apriliani, Hendro Nurhadi.
"Preliminary study on estimation of 12.7×99 mm
caliber projectile motion using Extended Kalman
Filter method", Procedia Computer Science,
2018

1%

6 Submitted to University of Ulster 1 %
Student Paper

7 T Herlambang, Z Mufarrikoh, D F Karya, D Rahmalia. "Estimation of water level and steam temperature using ensemble Kalman filter square root (EnKF-SR)", Journal of Physics: Conference Series, 2018 1 %
Publication

8 Submitted to Universitas Siswa Bangsa Internasional 1 %
Student Paper

9 T Herlambang, Subchan, H Nurhadi. "Navigation and guidance control system of UNUSAITS AUV based on dynamical system using ensemble kalman filter square root", Journal of Physics: Conference Series, 2020 1 %
Publication

10 worldwidescience.org 1 %
Internet Source

11 Dieu Tien Bui, Paraskevas Tsangaratos, Viet-Tien Nguyen, Ngo Van Liem, Phan Trong Trinh. "Comparing the prediction performance of a Deep Learning Neural Network model with conventional machine learning models in landslide susceptibility assessment", CATENA, 1 %

2020

Publication

12

Saber Taghvaeeyan, Rajesh Rajamani. "Nature-inspired position determination using inherent magnetic fields", TECHNOLOGY, 2014

Publication

13

Submitted to University of Edinburgh

Student Paper

14

Lawrence T Goodnough, Aryeh Shander, Mark E Brecher. "Transfusion medicine: looking to the future", The Lancet, 2003

Publication

15

D. Kundur, D. Hatzinakos. "Blind image restoration via recursive filtering using deterministic constraints", 1996 IEEE International Conference on Acoustics, Speech, and Signal Processing Conference Proceedings, 1996

Publication

16

Pengwei Du, Zhenyu Huang, Ruisheng Diao, Barry Lee, Kevin K Anderson. "PMU Placement for enhancing dynamic observability of a power grid", 2010 IEEE Conference on Innovative Technologies for an Efficient and Reliable Electricity Supply, 2010

Publication

Exclude quotes On
Exclude bibliography Off

Exclude matches < 1%