



# UNIVERSITAS NAHDLATUL ULAMA SURABAYA

## LEMBAGA PENELITIAN DAN PENGABDIAN KEPADA MASYARAKAT

Kampus A Wonokromo : Jl. SMEA No.57 Tlp. 031-8291920, 8284508 Fax. 031-8298582 – Surabaya 60243

Kampus B RSIJemursari : Jl. Jemursari NO.51-57 Tlp. 031-8479070 Fax. 031-8433670 – Surabaya 60237

Website : unusa.ac.id Email: info@unusa.ac.id

## SURAT KETERANGAN

Nomor:012/UNUSA-LPPM/Adm.I/I/2022

Lembaga Penelitian dan Pengabdian Kepada Masyarakat (LPPM) Universitas Nahdlatul Ulama Surabaya menerangkan telah selesai melakukan pemeriksaan duplikasi dengan membandingkan artikel-artikel lain menggunakan perangkat lunak **Turnitin** pada tanggal 07 Januari 2022.

Judul : Development of Unscented Kalman Filter Algorithm for stock price estimation

Penulis : Denis Fidita Karya, Puspandam Katias, Teguh Herlambang, D Rahmalia

No. Pemeriksaan : 2022.01.07.009

Dengan Hasil sebagai Berikut:

**Tingkat Kesamaan diseluruh artikel (*Similarity Index*) yaitu 16%**

Demikian surat keterangan ini dibuat untuk digunakan sebagaimana mestinya.

Surabaya, 07 Januari 2022

Ketua LPPM

Achmad Syafiuddin, Ph.D

NPP: 20071300

**LPPM Universitas Nahdlatul Ulama Surabaya**

Website : lppm.unusa.ac.id

Email : lppm@unusa.ac.id

Hotline : 0838.5706.3867

# Paper 1

*by* Denis Fidita Karya 1

---

**Submission date:** 07-Jan-2022 03:42PM (UTC+0700)

**Submission ID:** 1738444624

**File name:** 1\_-\_19121290\_LISA\_TOFIQOTUL\_HIDAYAH.pdf (933.19K)

**Word count:** 2613

**Character count:** 11967



PAPER · OPEN ACCESS

## Development of Unscented Kalman Filter Algorithm for stock price estimation

7

To cite this article: D F Karya *et al* 2019 *J. Phys.: Conf. Ser.* **1211** 012031

View the [article online](#) for updates and enhancements.

 <p>The Electrochemical Society Advancing solid state &amp; electrochemical science &amp; technology 2021 Virtual Education</p> <p><b>Fundamentals of Electrochemistry:</b> Basic Theory and Kinetic Methods Instructed by: <b>Dr. James Noël</b> Sun, Sept 19 &amp; Mon, Sept 20 at 12h–15h ET</p> <p>Register early and save!</p>	
--	--

## Development of Unscented Kalman Filter Algorithm for stock price estimation

D F Karya<sup>1</sup>, P Katias<sup>1</sup>, T Herlambang<sup>2\*</sup>, D Rahmalia<sup>3</sup>

<sup>1</sup>Management Department – University of Nahdlatul Ulama Surabaya (UNUSA)

<sup>2</sup>Information System Department – University of Nahdlatul Ulama Surabaya (UNUSA)

<sup>3</sup> Mathematics Department – University of Islam Darul Ulum Lamongan

\*Corresponding Author

Corresponding Author Email: teguh@unusa.ac.id

Author email: denisfk@unusa.ac.id

**Abstract.** Stock market is established in order to bring together the stock sellers and buyers. Securities often traded in the stock market are shares. Shares are securities as proof of participation or ownership of a person or legal entity in a company. In choosing a safe and appropriate investment in stocks, investors need a way to assess the price of the shares to be purchased or the ability of the stock to provide dividends in the future, so as to optimize profits. The correct way to analyze the risk for investors in investing is to estimate the stock price. The purpose of this paper is to analyze the comparison of share price estimates using the Unscented Kalman Filter (UKF) and Unscented Kalman Filter Square Root (UKF-SR) methods. The simulation results show that both methods have a significantly high accuracy of less than 2%. We conclude that the two methods can be used to estimate the stock prices.

### 1. Introduction

In the development of the business world, companies are very dependent on investment. Investment contributes to the development of a business, because with investment, it is expected to get more profits. One of them is financial investment, whereas financial investment is only a proof of ownership of the company but does not have a direct contribution to the production of the company, such as stocks, bonds, and other securities. Shares are securities as proof of a person's participation or ownership in a company. In daily stock trading activities, stock prices experience fluctuations either increases or decreases [1].

The right way of analysis will reduce the investment risk for investors, that is, an ability to estimate stock prices. One method for estimating increases and decreases in stock prices is by making estimates. The reason is that very often a problem can be solved using previous information or previous data related to the problem. Kalman filter is a method of estimating state variables from a discrete linear dynamic system that minimizes covariance estimation errors. Some of the developments of the Kalman Filter (KF) method are Ensemble Kalman Filter (EnKF), Ensemble Kalman Filter Square Root (EnKF-SR), Fuzzy Kalman Filter (FKF), Unscented Kalman Filter (UKF), and Unscented Kalman Filter Square Root (UKF-SR). EnKF is the development of KF by generating a number of good ensembles, that is, 100, 200, or 300 ensembles [2,3]. EnKF-SR is the development of EnKF by adding a square root scheme at the correction stage [4,5]. And, FKF is a combination of KF and fuzzy methods [6]. UKF is a development of the KF method with unscented transformation, while UKF-SR is the development of UKF with the addition of a square root scheme. This paper



Content from this work may be used under the terms of the Creative Commons Attribution 3.0 licence. Any further distribution of this work must maintain attribution to the author(s) and the title of the work, journal citation and DOI.

focuses on the application of the UKF and UKF-SR method to estimate stock prices for high and low prizes, which can be used as basis of consideration by investors.

6

## 2. Unscented Kalman Filter (UKF)

Algorithm of Unscented Kalman Filter is written as follows [7]:

- *Initiation at  $k = 0$ :*

$$\hat{x}_0 = E[x_0]$$

$$P_{x_0} = E[(x_0 - \hat{x}_0)(x_0 - \hat{x}_0)^T]$$

$$\hat{x}_0^a = E[x^a] = E[\hat{x}_0^T \ 0 \ 0]^T$$

$$P_0^a = E[(x_0^a - \hat{x}_0)(x_0^a - \hat{x}_0)^T] = \begin{bmatrix} P_x & 0 & 0 \\ 0 & P_v & 0 \\ 0 & 0 & P_n \end{bmatrix} \quad (1)$$

For  $k = 1, 2, 3, \dots, \infty$ :

- 1) Count sigma point

$$X_{k-1}^a = [\hat{x}_{k-1}^a \quad \hat{x}_{k-1}^a + \gamma\sqrt{P_{k-1}} \quad \hat{x}_{k-1}^a - \gamma\sqrt{P_{k-1}}]$$

Where:

$$\gamma = \sqrt{L + \lambda}$$

$$\lambda = \alpha^2(L + \kappa) - L \quad (2)$$

- 2) Time-update (prediction stage)

$$X_{k|k-1}^x = f(X_{k-1}^x, X_{k-1}^v)$$

$$\hat{x}_k^- = \sum_{i=0}^{2L} W_i^{(m)} X_{i,k|k-1}^x$$

$$P_{x_k}^- = \sum_{i=0}^{2L} W_i^{(c)} (X_{i,k|k-1}^x - \hat{x}_k^-) (X_{i,k|k-1}^x - \hat{x}_k^-)^T$$

$$Z_{k|k-1} = H(X_{k|k-1}^x, X_{k-1}^n)$$

$$\hat{z}_k^- = \sum_{i=0}^{2L} W_i^{(m)} Z_{i,k|k-1} \quad (3)$$

- 3) Measurement update (correction stage):

$$P_{\bar{z}_k, \bar{z}_k} = \sum_{i=0}^{2L} W_i^{(c)} (Z_{i,k|k-1} - \hat{z}_k^-) (Z_{i,k|k-1} - \hat{z}_k^-)^T$$

$$P_{x_k, z_k} = \sum_{i=0}^{2L} W_i^{(c)} (X_{i,k|k-1}^x - \hat{x}_k^-) (Z_{i,k|k-1} - \hat{z}_k^-)^T$$

$$K_k = P_{x_k, z_k} P_{\bar{z}_k, \bar{z}_k}^{-1}$$

$$\hat{x}_k = \hat{x}_k^- + K_k (z_k - \hat{z}_k^-)$$

$$P_{x_k} = P_{x_k}^- - K_k P_{\bar{z}_k, \bar{z}_k} K_k^T \quad (4)$$

## 3. Square Root Matrix

The Unscented Kalman Filter Square Root (UKF-SR) algorithm is a development of the UKF algorithm, where there is a Singular Value Decomposition (SVD) and a square root matrix. SVD is a matrix in the form of a diagonal multiplication containing singular values, with a matrix containing corresponding singular vectors. Singular value decomposition is a technique that has been used widely to decompose matrices into several matrix components [8].

When in a matrix  $A \in R^{m \times k}$ , there is a matrix of *ortogonal*  $U = [u_1, \dots, u_m] \in R^{m \times k}$ , and  $V = [v_1, \dots, v_m] \in R^{k \times k}$ , maka:

$$A = U \Sigma V^T \tag{5}$$

With a matrix  $\Sigma \in R^{m \times k}$  of which the diagonal entry is  $\sigma_1 \geq \sigma_2 \geq \dots \geq \sigma_p \geq 0$ ,  $p = \min[m, k]$  and the other entry is zero. The value of  $\sigma_i \geq 0$ ,  $i = 1, 2, \dots, p$  called *singular value of A* [8].

The root matrix is the square root of the positive definite matrix A, that is,

$$A^{1/2} = \sum_{i=1}^k \sqrt{\lambda_i} e_i e_i^T = U \Lambda^{1/2} U^T \tag{6}$$

where  $\Lambda^{1/2}$  is diagonal matrix with its diagonal element  $\sqrt{\lambda_i}$  with  $\Lambda_{(k \times k)} = \begin{bmatrix} \lambda_1 & 0 & \dots & 0 \\ 0 & \lambda_2 & \dots & 0 \\ \vdots & \vdots & \ddots & \vdots \\ 0 & 0 & \dots & \lambda_k \end{bmatrix}$

and  $\lambda_i > 0$ . Variabel  $\lambda_1, \lambda_2, \dots, \lambda_k$  is the eigen value of A.

**4. Computational Result**

This simulation made by applying the UKF and UKF-SR algorithms to the stock functions obtained from Mathematical software simulation showed the stock data for high, low and close price as in Table 1. The simulation results were evaluated and compared to the established stock functions, and the stock functions for high, low and close prices in equation (7) - (9) are as follows:

$$\begin{aligned} f_{high}(x) &= 15,35x^2 - 557,089x + 8235,77 \\ f'_{high}(x) &= 30,70x - 557,089 \end{aligned} \tag{7}$$

$$\begin{aligned} f_{low}(x) &= 56,71x^2 - 892,25x + 3915,56 \\ f'_{low}(x) &= 113,42x - 892,25 \end{aligned} \tag{8}$$

$$\begin{aligned} f_{close}(x) &= 48,45x^2 - 633,489x + 7982,1 \\ f'_{close}(x) &= 96,9x - 633,489 \end{aligned} \tag{9}$$

The system requires discretation, so the stock functions model in equation (7) – (9) must be discretized by using the finite difference method.

Equation (19) and (21), If  $f_{high_k}$  functional of high price stock and  $f_{low_k}$  functional of high price stock and  $f_{close_k}$  functional of close price stock

$$f_{high} = f_{high_k}, f_{low} = f_{low_k}, f_{close} = f_{close_k} \tag{10}$$

The change of state variables in respect to the time is approximated by forward scheme of finite difference. Thus we will get

$$\dot{f}_{high} = \frac{df_{high}}{dt} \approx \frac{f_{high_{k+1}} - f_{high_k}}{\Delta t} \tag{11}$$

$$\dot{f}_{low} = \frac{df_{low}}{dt} \approx \frac{f_{low_{k+1}} - f_{low_k}}{\Delta t} \tag{12}$$

$$\dot{f}_{close} = \frac{df_{close}}{dt} \approx \frac{f_{close_{k+1}} - f_{close_k}}{\Delta t} \tag{13}$$

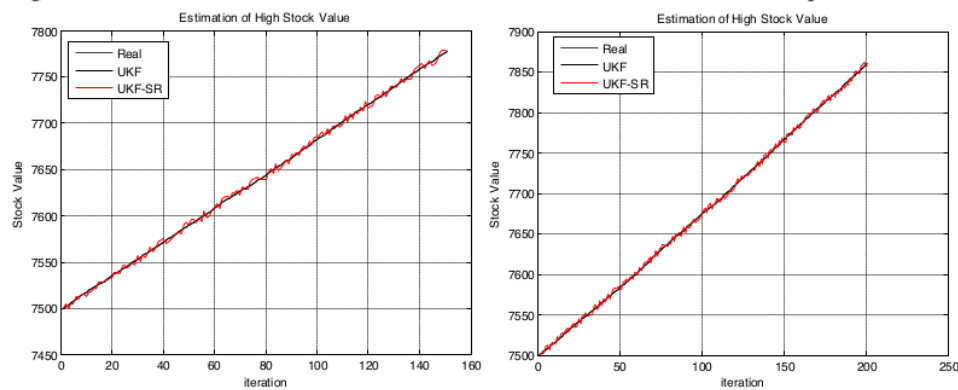
From equation (7) -(9) the modified the stock functions model in (11)-(13) are obtained as follows.

$$\begin{bmatrix} f_{high_{k+1}} \\ f_{low_{k+1}} \\ f_{close_{k+1}} \end{bmatrix} = \begin{bmatrix} (30,70x_k - 557,089)\Delta t \\ (113,42x_k - 892,25)\Delta t \\ (96,9x_k - 633,489)\Delta t \end{bmatrix} \tag{14}$$

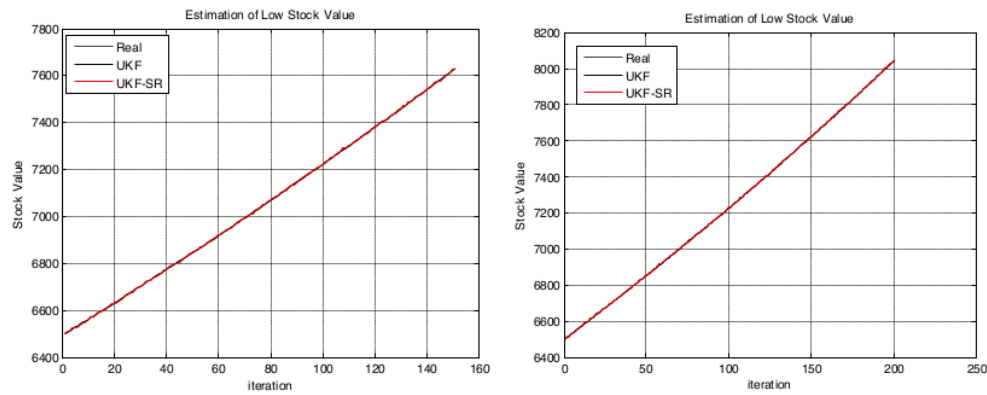
**Table 1.** Stock data on for high, low, close price

Month	High	Low	Close
1	4000	3150	3930
2	5075	3950	4290
3	4410	4030	4400
4	5500	4250	5275
5	6700	5275	6100
6	6050	6150	5930
7	5075	3950	4290
8	4410	4030	4400
9	5500	4250	5275
10	6800	5475	6200
11	6700	5950	6150
12	6695	6025	6525
13	6550	5830	5950
14	6770	5850	6750
15	7100	6200	7000
16	5700	4500	4900
17	4870	4475	4530
18	4600	3870	3950
19	4245	3760	3760
20	4050	3725	3800
21	7225	6875	6925
22	6950	6555	6625
23	6720	6150	6300
24	6485	5600	5850
25	6250	5700	5725

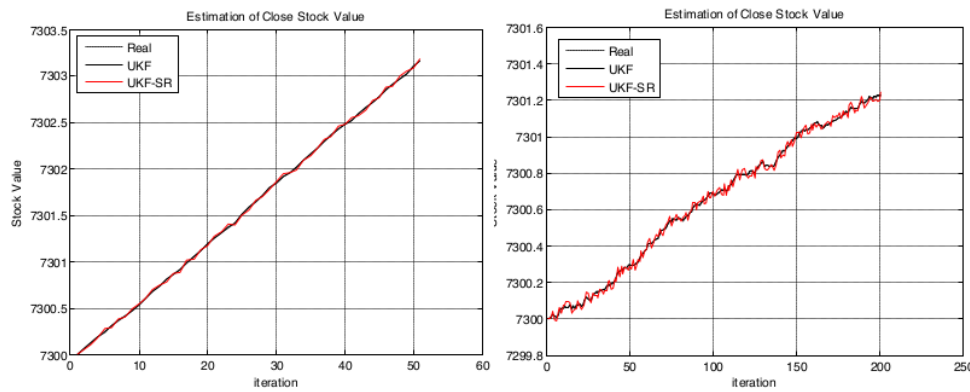
After the function is obtained, then it is simulated with the Matlab software. In this paper a simulation is carried out by applying the UKF and UKF-SR algorithm in stock functions for high, low and close prices. The simulation results are evaluated by comparing the real conditions in the field with the results of the UKF and UKF-SR estimation. This simulation uses and 150 iterations for low and high prices, while for close prices uses 50 iterations. In figure 1 is a comparison of the results of estimates between UKF and UKF-SR at high price stock, figure 2 is the simulation results of the UKF and UKF-SR methods at low price stock. Figure 3 is the simulation results of the UKF and UKF-SR methods at close price stock.



**Figure 1.** Estimation of high stock price using UKF and UKF-SR method with 150 and 200 iteration



**Figure 2.** Estimation of low stock price using UKF and UKF-SR method with 150 and 200 iteration



**Figure 3.** Estimation of close stock price using UKF and UKF-SR method with 150 and 200 iteration

Figure 1 shows that the results of estimated high price stock has good accuracy with an error of less than 2%, whereas those of the estimated high price stock by the UKF method with RMSE of 0.2731 have higher accuracy than those by the UKF-SR with RMSE of 1.5179. Figure 2 shows that the results of high price stock have quite good accuracy with an error of less than 2%, whereas those of the estimated low price stock by the UKF method with RMSE of 0.26737 show better accuracy than those by the UKF-SR with RMSE of 2.1947. Likewise, in Figure 3 the results of the estimated close price stock have a good level of accuracy with an error of less than 2%.

**Table 2.** Comparison of the values of RMSE by the UKF and UKF-SR method by 100, 150 and 200 iteration

	100 iteration		150 iteration		200 iteration	
	UKF	UKF -SR	UKF	UKF -SR	UKF	UKF -SR
High	<b>0.2731</b>	1.5179	<b>0.26737</b>	2.1947	<b>0.25855</b>	2.634
Low	<b>0.28145</b>	1.5342	<b>0.27019</b>	2.1954	<b>0.25177</b>	2.7744
Close	<b>0.27693</b>	1.5794	<b>0.25515</b>	2.1805	<b>0.24098</b>	2.6757
Simulation Time	4.67 s	4.89 s	5.85 s	6.27 s	7.21 s	7.58 s

In Table 2, it appears that the UKF method is more accurate than UKF-SR. UKF and UKF-SR besides, the UKF method has faster computation time than UKF-SR with 100, 150 and 200 iterations. In general as seen in the Table 2, the results of the three simulations were highly accurate. The first simulation by generate 200 iteration with error of high stock price 0,25855 or accuracy of 99,2%.



The second simulation by generate 200 iteration with error of low stock price 0,25177 or accuracy of 99,1%, and the third simulation by generate 200 iteration with error of close stock price 0,24098 or accuracy of 98,8%. Overall, the UKF and UKF-SR methods can be used as a method to estimate stock prices for high, low and close prices with very good accuracy. The simulation results show that both methods have a significantly high accuracy of less than 2%. We conclude that the two methods can be used to estimate the stock prices.

## 5. Conclusion

Based on the results of the simulation analysis, the UKF method is more accurate than UKF-SR. the results of estimated high, low and close price stock using UF and UKF-SR have good accuracy with an error of less than 2%. Overall, the UKF and UKF-SR methods can be used as a method to estimate stock prices for high, low and close prices with very good accuracy.

**Open problem.** How to implemented Fuzzy Kalman Filter (FKF) and H-infinity for estimation of stock price.

## Acknowledgement

We gratefully acknowledge the support form LPPM - Nahdlatul Ulama Surabaya of University (UNUSA)

## References

- [1] Karya D F, Puspandam K and Herlambang T 2017 Stock Price Estimation Using Ensemble Kalman Filter Square Root Methods *Journal of Physics: Conf. Series* **1008** 012026.
- [2] Herlambang T, Djatmiko E B and Nurhadi H 2015 Navigation and Guidance Control System of AUV with Trajectory Estimation of Linear Modelling *IEEE* pp 184-187.
- [3] Herlambang T, Mufarrikhoh Z, Fidita D F, Rahmalia D 2017 Estimation Of Water Level And Steam Temperature In Steam Drum Boiler Using Ensemble Kalman Filter Square Root (EnKF-SR) *Journal of Physics: Conf. Series* **1008** 012026.
- [4] Herlambang T, Nurhadi H and Subchan 2018 Trajectory Estimation of UNUSAITS AUV Based on Dynamical System with Ensemble Kalman Filter Square Root for Building Platform of Navigation and Guidance Control *IEEE*.
- [5] Herlambang T, Djatmiko E B and Nurhadi H 2015 Ensemble Kalman Filter with a Square Root Scheme (EnKF-SR) for Trajectory Estimation of AUV SEGOROGENI ITS *International Review of Mechanical Engineering IREME Journal* **9** 6 pp 553-560.
- [6] Ermayanti E, Aprilini E, Nurhadi H and Herlambang T 2015 Estimate and Control Position Autonomous Underwater Vehicle Based on Determined Trajectory using Fuzzy Kalman Filter Method *IEEE*.
- [7] Herlambang T, Rasyid R A, Hartatik S and Rahmalia D 2017 Estimasi Posisi *Mobile Robot Menggunakan Metode Akar Kuadrat Unscented Kalman Filter (AK-UKF)* *Technology Science and Engineering Journal* **1** 2.
- [8] Golub H G and Loan V F 1993 *Matrix Computations (second edition)* The John Hopkins University Press, Baltimore and London.

# Paper 1

---

## ORIGINALITY REPORT

---

16%

SIMILARITY INDEX

15%

INTERNET SOURCES

17%

PUBLICATIONS

8%

STUDENT PAPERS

---

## PRIMARY SOURCES

---

- |   |   |    |
|---|---|----|
| 1 | Submitted to Far Eastern University<br>Student Paper  | 4% |
| 2 | <a href="http://journal.unirow.ac.id">journal.unirow.ac.id</a><br>Internet Source   | 3% |
| 3 | <a href="http://www.readkong.com">www.readkong.com</a><br>Internet Source   | 2% |
| 4 | Herlambang, Teguh, Eko Budi Djatmiko, and Hendro Nurhadi. "Navigation and guidance control system of AUV with trajectory estimation of linear modelling", 2015 International Conference on Advanced Mechatronics Intelligent Manufacture and Industrial Automation (ICAMIMIA), 2015.<br>Publication | 2% |
| 5 | <a href="http://www.asrojournal-sttal.ac.id">www.asrojournal-sttal.ac.id</a><br>Internet Source   | 1% |
| 6 | Luh Ayu B.L, Erna Apriliani, Hendro Nurhadi. "Preliminary study on estimation of 12.7 x 99 mm caliber projectile using Unscented  | 1% |

# Kalman Filter method", Procedia Computer Science, 2018

Publication

---

**7** V F Lubentsov, E A Shakhrai, E V Lubentsova. "Modeling of automatic control system for air supply to a bio-reactor using fuzzy control", Journal of Physics: Conference Series, 2021 **1** %  
Publication

---

**8** journal.itk.ac.id **1** %  
Internet Source

---

**9** Submitted to The University of Manchester **1** %  
Student Paper

---

**10** e-journal.umaha.ac.id **1** %  
Internet Source

---

Exclude quotes  On

Exclude matches  < 1%

Exclude bibliography  Off